



PUNE TRAUMA OPERATIVE COURSE MARCH 2025

21, 22, 23, March 2025 | JW Marriott, Pune

Theme: Navigating Complications & Complexities in Orthopaedic Trauma

PTOC INTERNATIONAL

THEME: NAVIGATING
COMPLICATIONS &
COMPLEXITIES IN
ORTHOPAEDIC
TRAUMA

SCAN QR CODE
FOR PROGRAM



www.punetraumacourse.com

MEDIA PARTNER



Welcome Message

Dear Colleagues,

We are excited to invite you to the 19th edition of the Pune Trauma Operative Course (PTOC), set to take place on March 21-23, 2025, at the JW Marriott in Pune. Building on the overwhelming success of last year, which saw over 1,200 delegates, we are poised to take PTOC 2025 even further, rebranding it as PTOC International to reflect our global outreach and expanded faculty expertise.

This year's conference is meticulously designed to provide a great educational experience, offering a blend of live surgeries, lectures and practical skills enhancement. Here are some of the highlights planned for PTOC 2025:

- **Live Surgery Broadcasts:** Watch and learn as top surgeons from around the world perform live surgeries, demonstrating the latest techniques and answering your questions in real-time.
- **Master Classes and Detailed Keynote Talks:** Delve into complex orthopaedic trauma topics with sessions led by pioneering experts, designed to enhance your knowledge and surgical capabilities.
- **CompliCon Session:** Join special discussions focusing on the PTOC theme of managing complications in orthopaedic trauma, providing critical insights for improving patient outcomes.
- **Intensive Capsular Learning Sessions and Fireside Chats:** Participate in engaging, interactive discussions on cutting-edge topics and share experiences with peers and mentors in an intimate setting.
- **Hands-on Workshops, Simulation Labs, and Surgical School:** Gain hands-on experience with the latest surgical techniques and technologies to enhance your practice.
- **PTOC Oration:** Be inspired by a distinguished trauma surgeon who will share invaluable insights from their extensive career in orthopaedic trauma.
- **Instrumentcon Arena:** Discover the latest innovations in implants and surgical instruments, exploring how they can be integrated into your surgical practice.

We are also introducing exciting new features this year, including:

- **Beginners Guide Session:** A new initiative aimed at skill building for young trauma surgeons, providing foundational skills and knowledge to excel in the field.
- **Plaster Room and X ray Room:** Get practical experience in traditional and innovative casting techniques, along with advanced radiology techniques.
- **Bhayanak Case Presentation, Suturing Workshop, Think Tank Sessions and Implantology Session:** Engage with complex cases, collaborative problem-solving, and in-depth discussions on decision, implant choices and techniques.

With more than 1,400 orthopaedic surgeons expected from across India and beyond, PTOC 2025 promises to be an unparalleled platform for professional growth, networking, and collaboration.

We warmly invite you to be a part of PTOC 2025, to not only advance your skills and knowledge but also to contribute to the collective advancement of our field. Your participation is vital as we strive to set new standards in orthopaedic education and patient care.

We look forward to welcoming you to what promises to be a transformative experience at PTOC 2025.

Warm regards,



Dr. K. H. Sancheti
Mentor



Dr. Parag Sancheti
Chairman



Dr. Mohit Bhandari
Course Chairman



Dr. Chetan Pradhan
Co-Chairman



Dr. Atul Patil
Co-Chairman



Dr. Chetan Puram
Co-Chairman



Dr. Warid Altaf
Co-Chairman



Dr. Sachin Tapasvi
Co-Chairman



Dr. Kaustubh Shende
Co-Chairman



Dr. Sandeep Patwardhan
Scientific Chairman



Dr. Neeraj Bijlani
Joint Secretary



Dr. Ashok Shyam
Organising Secretary

INTERNATIONAL FACULTY



Dr. Mohit Bhandari
Canada



Dr. JK Oh
South Korea



Dr. Chen Yongsheng
Singapore



Dr. Brad Petrisor
Canada



Dr. Sunit Patil
UK



Dr. Ravi Badge
UK



Dr. Nikhil Shah
UK

NATIONAL FACULTY



Dr. K. H. Sancheti



Dr. G. S. Kulkarni



Dr. N. S. Laud



Dr. D. D. Tanna



Dr. B. Shivashankar



Dr. Sushrut Babhulkar



Dr. John Mukhopadhaya



Dr. Vikas Agashe



Dr. J. Dheenadhayalan



Dr. Dhaval Desai



Dr. Mangal Parihar



Dr. Sunil Kulkarni



Dr. Sangeet Gawhale



Dr. Mandeep Dhillon



Dr. R. M. Chandak



Dr. Wasudeo Gadegone



Dr. Taral Nagda



Dr. Anil Bhat



Dr. Pankaj Ahire



Dr. Rajiv Chatterjee



Dr. Ashok Gavaskar



Dr. Vidisha Kulkarni



Dr. Gurinder Bedi



Dr. Harshad Argekar



Dr. Vijay Kakatkar

NATIONAL FACULTY



Dr. Srinivas Kasha



Dr. Abhay Elhence



Dr. Pradip Nemade



Dr. Dinesh Kale



Dr. Sampat Dumbre Patil



Dr. Ashish Phadnis



Dr. Mandar Agashe



Dr. Nilesh Kamat



Dr. Shirish Pathak



Dr. Madhav Khadilkar



Dr. Ashish Ranade



Dr. Sachin Kale



Dr. Vaibhav Bagaria



Dr. Nitni Kimmatkar



Dr. Abhijeet Wahegaonkar



Dr. Gaurav Sharma



Dr. Janki Bhadani



Dr. Vivek Sodhai



Dr. Sushant Srivastava



Dr. Vijayanand Lokhande



Dr. Chetan Oswal



Dr. Ishan Shevate



Dr. Abhijit Bandyopadhyay



Dr. Shailesh Hadgaonkar



Dr. Milind Gajewar



Dr. Darshan Sonawane



Dr. Aditya Menon



Dr. Shailesh Pai



Dr. Swapnil Kothadia



Dr. Rajesh Gandhi



Dr. Chaitrali Gundawar



Dr. Sunny Gugale



Dr. Madhav Borate



Dr. Neeraj Bijlani



Dr. Ashok Shyam

PROGRAM OUTLINE

FRIDAY, MARCH 21, 2025

07:00 AM ONWARDS

REGISTRATION (PBC AREA & FIRST FLOOR)

07:30 - 08:30 AM

INTENSIVE CAPSULAR LEARNING SESSION (FIRST FLOOR)



Bent Broken & Stiff: Delayed Metacarpal & Phalanx Fractures (HALL G)

Convenor: **Dr. Anil Bhat**

Faculty: **Dr. Pankaj Ahire, Dr. Warid Altaf, Dr. Abhijeet Wahegaonkar**

SESSION 1: 8 MINS + 2 MINS DISCUSSION (40 MINS)

1. Delayed presentation of PIP fracture dislocation - Decision making for treatment: **Dr. Pankaj Ahire**

2. Management of delayed presentation of Mallet finger: **Dr. Warid Altaf**

3. Decision making in delayed presentation of Metacarpal neck fracture: **Dr. Anil Bhat**

4. Delayed presentation of CMC fracture dislocations: **Dr. Abhijeet Wahegaonkar**

SESSION 2: PANEL DISCUSSION (20 MINS)

Case based discussion: 2-3 cases



Rebuilding Comminuted Tibial Plateau Fractures - Tips & Tricks (HALL F)

Convenor: **Dr. Chetan Pradhan**

Faculty: **Dr. Rajendra Chandak, Dr. Brad Petrisor, Dr. JK Oh, Dr. Gurinder Bedi, Dr. Ashok Gavaskar**

1. The column concept & how does it help the surgeon plan management: **Dr. Chetan Pradhan** (5 mins)

2. Going behind the tibia - Approaches and reduction techniques: **Dr. Gurinder Bedi** (10 mins)

3. Complex proximal tibial #s - Rational management: **Dr. Brad Petrisor** (10 mins)

4. Addressing Impaction and Defects in tibial plateau fractures: **Dr. Ashok Gavaskar** (8 mins)

5. Strategies to avoid varus in proximal tibia: **Dr. Rajendra Chandak** (8 mins)

6. Dealing with late presentations and complications: **Dr. JK Oh** (10 mins)



When Fixation Fails - Revision Strategies for Proximal Humerus Fractures (HALL E)

Convenor: **Dr. Nilesh Kamat**

Faculty: **Dr. Sangeet Gawhale, Dr. Shirish Pathak, Dr. Ravi Badge, Dr. Vidisha Kulkarni, Dr. Shailesh Pai**

1. Arthroplasty in comminuted proximal fracture - Choice of implant: **Dr. Sangeet Gawhale** (8 mins)

2. Fixation of greater tuberosity in an operative proximal humerus fracture: **Dr. Shirish Pathak** (8 mins)

3. Failed Proximal humerus fixation salvaged by intra-medullary nail: **Dr. Shailesh Pai** (8 mins)

4. Failed PHIIOS with reverse arthroplasty: **Dr. Ravi Badge** (8 mins)

PROGRAM OUTLINE

5. Problems Associated with Tuberosity in missed GT and slipped GT with PHILOS: **Dr. Vidisha Kulkarni** (8 mins)

6. Case scenarios all faculties: **Dr. Nilesh Kamat** (20 mins)

Jugads in Pediatric Trauma - Tips & Tricks (HALL B)

Convenor: **Dr. Sandeep Patwardhan**

Faculty: **Dr. Taral Nagda, Dr. Vivek Sodhai, Dr. Ashish Ranade, Dr. Mandar Agashe**

Jugaad is a Hindi word that describes the idea of using unconventional, frugal, and creative methods to solve problems. It can also refer to a mentality of resourcefulness and improvisation.

1. How to Remove a Stuck Elastic Nail
2. How to reduce irreducible distal radius fractures in children
3. How to customise implants for pediatric hip Fractures: Frugal solutions
4. What to do about late presenting Lateral Condyle Fractures
5. The Jugad Show : Englihtening Case Discussions

Management of Pelvic Fractures (HALL D)

Convenor: **Dr. Abhay Elhence**

Faculty: **Dr. Srinivas Kasha, Dr. Sunit Patil, Dr. Dinesh Kale, Dr. Nikhil Shah**

1. Emergency Management of Fracture Pelvis: **Dr. Abhay Elhence** (8 mins)
2. External Fixation in Pelvic Fracture - Indicated or Not: **Dr. Srinivas Kasha** (8 mins)
3. Anterior Ring Fractures: **Dr. Nikhil Shah** (8 mins)
4. SI Joint Screw Fixation: **Dr. Dinesh Kale** (10 mins)
5. Sacral Fractures: **Dr. Sunit Patil** (8 mins)
6. Case Presentation: **Dr. Abhay Elhence**

Compound Fractures - Optimizing Treatment, Minimizing Complications (HALL C)

Convenor: **Dr. Sushrut Babhulkar**

Faculty: **Dr. Chen Yongsheng, Dr. Sunil Kulkarni, Dr. Mangal Parihar, Dr. J. Dheenadhayalan**

(All talks: 6 minutes; 4 minutes discussion)

Classification / Ganga Score explained: **Dr. J. Dheenadhayalan** (10 mins)

Case 1: Dr. Chen Yongsheng

Case 2 - Antibiotic Coated Plating for Compound Fractures: Dr. Sunil Kulkarni

Case 3 - Role of Ring fixators in Compound Fractures: Dr. Mangal Parihar

Summary & Conclusion + Q&A: **Dr. Sushrut Babhulkar**

PROGRAM OUTLINE

FRIDAY, MARCH 21, 2025 | MAIN HALL (GROUND FLOOR)

| | | |
|------------------|---|---|
| 08:40 - 08:45 AM | | WELCOME ADDRESS: Dr. Parag Sancheti & Dr. Mohit Bhandari |
| 08:45 - 10:30 AM | | SESSION I: SHOULDER & HUMERUS Convenors: Dr. Nilesh Kamat, Dr. Shirsh Pathak |
| 08:45 - 09:35 am |  | Live Surgery Surgeons: Dr. Shailesh Pai, Dr. Chetan Puram, Dr. Atul Patil Surgery Moderators: Dr. Rajiv Chatterjee, Dr. DD Tanna, Dr. Madhav Khadilkar, Dr. Ishan Shevate Sx 1: Complex Four-part Humeral Head Fracture - Nailing Sx 2: Lateral end Clavicle Fractures - AC Joint Disruption: Hook Plate Fixation |
| 09:45 - 10:30 am |  | Master class on Shoulder & Humerus Panel: Dr. Mohit Bhandari, Dr. Gurinder Bedi, Dr. Sachin Tapasvi, Dr. Vijay Kakatkar, Dr. Vidisha Kulkarni  CompliCon Session Rotator Cuff Tear Associated with Proximal Humerus Fracture: Dr. Sachin Tapasvi (5 min) Complex Comminuted Scapula Fracture: Dr. Shirish Pathak (5 min)  Surgical TechniCuts Technique 1 - Percutaneous Pinning for Proximal Humerus Fracture dislocations: Dr. Vijay Kakatkar (4 +1 mins) Technique 2: Anterior Humerus Plating: Dr. Vidisha Kulkarni (5 min)  TraumaX Talk: Pitfalls in Philos Plating: Dr. Nilesh Kamat (8 mins)  Case based Learning - Controversies in Shoulder and Humerus Fractures: Dr. Nilesh Kamat, Dr. Shirish Pathak Summary: PTOC recommends - Take Home Message: Dr. Nilesh Kamat (2 mins) |
| 10:30 - 10:40 AM | | INAUGURATION & LAMP LIGHTING Dr. K. H. Sancheti, Dr. Parag Sancheti, Dr. Mohit Bhandari, Dr. Chetan Pradhan, Dr. Atul Patil, Dr. Chetan Puram, Dr. Sandeep Patwardhan, Dr. Sachin Tapasvi, Dr. Warid Altaf, Dr. Kaustubh Shende, Dr. Neeraj Bijlani, Dr. Arjun Veigus, Dr. Hrushikesh Saraf, Dr. Ashok Shyam |
| 10:40 - 12:20 PM | | SESSION II: ELBOW AND FOREARM Convenor: Dr. Sangeet Gawhale, Dr. Atul Patil |
| 10:40 - 11:30 am |  | Live Surgery Surgeons: Dr. Chetan Pradhan, Dr. Chetan Puram, Dr. J. Dheenadhayalan Surgery Moderators: Dr. Sushrut Babhulkar, Dr Vikas Agashe, Dr. Rajiv Chatterjee, Dr. Ravi Badge Sx 1: Complicated Intercondylar Distal Humerus Fracture Sx 2: Radial Head fracture / Terrible Triad / Trans Olecranon Fracture Dislocation / Capitulum or Coronal Plane Fractures |
| 11:40 - 12:20 pm |  | Master Class on Elbow & Humerus Panel: Dr. Brad Petrisor, Dr. Wasudeo Gadegone, Dr. Vidisha Kulkarni, Dr. Mangal Parihar, Dr. Rajendra Chandak, Dr. Shailesh Pai, Dr. Warid Altaf |

PROGRAM OUTLINE

FRIDAY, MARCH 21, 2025 | MAIN HALL (GROUND FLOOR)

- CompliCon Session**
Complex Fracture Dislocation of Elbow: **Dr. Sangeet Gawhale** (5 mins)
Infected Non-union Forearm Fractures: **Dr. Mangal Parihar** (5 mins)
- Surgical TechniCuts**
Technique 1 - Ligament Repair in Elbow Dislocation:
Dr. Vidisha Kulkarni (4 +1 mins)
- TraumaX Talk: Radial Head Repair vs. Replacement - Decision-Making and Surgical Principles:** **Dr. Brad Petrisor** (8 mins)
- Olecrenon Fractures: 3-in-1 Session**
Plate Fixation: **Dr. Vidisha Kulkarni** (5 mins)
TBW: **Dr. Rajendra Chandak** (5 mins)
IM Nailing: **Dr. Wasudeo Gadegone** (5 mins)
Summary: PTOC recommends - Take Home Message:
Dr. Sangeet Gawhale (5 mins)

| | |
|------------------|--|
| 12:20 - 12:30 PM | <p>PTOC FIRST CUT: PRODUCT LAUNCH SESSION 1</p> <p>Convenors: Dr. Neeraj Bijlani, Dr. Ashok Shyam</p> <p>Chairman: Dr. Parag Sancheti</p> <p><i>Exclusive First Look at Trauma Innovations. Showcasing Exciting Products, Cutting Edge Technologies and Practical Innovations from the Industry</i></p> <p>Launch 1: CCHS and Novosis Launch in India by Synthes</p> <p>Launch 2: AURIC - BIONIK GOLD System Launch by Meril</p> <p>Book Launch 1: Mastering Plastering - Book on Plaster Techniques: Dr. Madhav Khadilkar, Dr. Ashish Ranade</p> <p>Book Launch 2: Beginners Guide for Proximal Humerus Fractures: Dr. Sachin Kale, Dr. Nilesh Kamat, Dr. Shailesh Pai</p> <p>Book Launch 3: Scalpen - Book of Orthopaedic Poems by Dr. Vikas Agashe</p> |
| 12:30 - 01:00 PM | <p>JBJS ORTHOEVIDENCE INSIGHTS: WHAT’S NEW IN UPPER LIMB TRAUMA IN 2025</p> <p>Convenor: Dr. Mohit Bhandari</p> <p>Panelists: Dr. Brad Petrisor</p> |
| 01:00 - 01:35 PM | <p>LUNCH BREAK</p> |
| 01:00 - 01:35 PM | <p>LUNCH BREAKOUT SESSION: SURGICAL SPOTLIGHT - RE-LIVE SURGERIES</p> <p>4 Surgical Techniques (10 mins each)</p> <p>Surgery 1: Fixation of Terrible Triad of elbow: Dr. Chetan Pradhan</p> <p>Surgery 2: Non-union Scaphoid Fracture: Dr. Warid Altaf</p> <p>Surgery 3: Correction of Malunited Supracondylar Humerus Fracture: Dr. Sandeep Patwardhan</p> <p>Surgery 4: PCL Avulsion fracture - ORIF: Dr. Chetan Puram</p> |
| 01:35 - 02:15 PM | <p>SYMPOSIUM I: THE EXTRACTION GAME: MASTERING IMPLANT REMOVAL CHALLENGES</p> <p>Covenor : Dr. Rajendra Chandak</p> <p>Panelist: Dr. D. D. Tanna, Dr. Wasudeo Gadegone, Dr. G. S. Kulkarni, Dr. Harshad Argekar, Dr. Sachin Kale, Dr. Gaurav Sharma</p> |

PROGRAM OUTLINE

FRIDAY, MARCH 21, 2025 | MAIN HALL (GROUND FLOOR)

Tricky Nail Removal - Escape Plan for the Stubborn Nail:

Dr. D. D. Tanna (8 mins talk, 2 mins Q & A)

Tricky Plate removal - Unbolting the Stuck & Stripped:

Dr. Wasudeo Gadegone (8 mins talk, 2 mins Q & A)

Broken Screw Removal - When the Threads Give Up, But You Can't!:

Dr. Harshad Argekar (8 mins talk, 2 mins Q & A)

The Implant Exit Strategy: Instrumentation & Setup for a Smooth

Extraction: **Dr. Rajendra Chandak** (8 mins talk, 2 mins Q & A)

02:15 0- 4:00 PM

SESSION III: WRIST AND HAND FRACTURES

Convenor: **Dr. Pankaj Ahire**

02:15 - 03:05 pm



Live Surgery

Surgeons: **Dr. Anil Bhat, Dr. Warid Altaf**

Surgery Moderators: **Dr. Brad Petrisor, Dr. Gurinder Bedi,**

Dr. Rajesh Gandhi

Sx 1: Malunion of Distal End Radius Fracture

Sx 2: Nonunion Scaphoid Fracture

03:15 - 04:00 pm



Masterclass in Wrist & Hand

Panel: **Dr. D. D. Tanna, Dr. Abhijeet Wahegaonkar, Dr. Ravi Badge,**
Dr. Gaurav Sharma, Dr. Harshad Argekar, Dr. Nitin Kimmatkar



3-in-1 session: Complex Metacarpal Fractures

Intramedullary Nailing: **Dr. Pankaj Ahire** (5 mins)

Plating: **Dr. Abhijeet Wahegaonkar** (5 mins)

Functional Casting: **Dr. Nitin Kimmatkar** (5 mins)



CompliCon Session

Complex Regional Pain Syndrome (CRPS) Post Fracture:

Dr. Harshad Argekar (5 mins)

Tendon Adhesions Post Phalangeal Fracture Repair:

Dr. Abhijeet Wahegaonkar (5 mins)



Surgical TechniCuts

Technique 1 - Dorsal Plating of distal end radius fracture:

Dr. Pankaj Ahire



Case Based Learning - Controversies in Wrist and Hand Fractures
(Disharmony of Carpal and Metacarpals!): **Dr. Pankaj Ahire**

Summary: PTOC recommends - Take Home Message:

Dr. Pankaj Ahire (2 mins)

04:00 - 05:45 PM

SESSION IV: PELVI ACETABULUM

Convenor: **Dr. Dinesh Kale**

04:00 - 04:50 pm



Live Surgery: Complex Pelviacetabular Surgery - ORIF

Surgeons: **Dr. Atul Patil, Dr. Srinivas Kasha**

Surgery Moderators: **Dr. Ashok Gavaskar, Dr. Sunit Patil,**

Dr. Abhay Elhence

05:00 - 05:45 pm



Masterclass on Pelviacetabular Fractures

Panel: **Dr. Brad Petrisor, Dr. Srinivas Kasha, Dr. Ashok Gavaskar,**
Dr. Abhay Elhence, Dr. Nikhil Shah, Dr. Pradip Nemade



Basics of Acetabular Fracture

Decoding Acetabular Fracture Classifications:

Dr. Abhay Elhence (8 mins)

How to Avoid Blunders in Pelviacetabulum Surgery:

Dr. Dinesh Kale (8 mins)

PROGRAM OUTLINE

FRIDAY, MARCH 21, 2025 | MAIN HALL (GROUND FLOOR)

● Complicon Session

Periprosthetic Acetabular Fractures: **Dr. Ashok Gavaskar** (5 mins)

Revision Acetabular Surgery: **Dr. Nikhil Shah** (5 mins)

TechniCuts in Pelviacetabular Trauma

Technique 1 - Minimally Invasive Column Screws Pelvi Acetabulum Fractures: **Dr. Ashok Gavaskar** (5 mins)

Case based Learning: Controversies in Pelviacetabular Surgery (Unstable ring, osteoporotic plates & much more): **Dr. Pradip Nemade**

Summary: PTOC recommends - Take Home Message: **Dr. Dinesh Kale** (2 mins)

05:45 - 06:15 PM

KEYNOTE SESSION I

Convenor: **Dr. Sandeep Patwardhan**

Panel: **Dr. Chetan Pradhan, Dr. B. Shivashankar, Dr. Chen Yongsheng**

Keynote 1: Addressing Nonunion and Bone Defects: Innovations in Trauma Surgery: **Dr. JK Oh** (12 mins talk, 3 mins Q & A)

Keynote 2: What they don't teach in textbook: **Dr. D. D. Tanna** (15 mins)

06:15 - 07:15 PM

PTOC SPOTLIGHT: GENERATIONS

Convenors: **Dr. Mohit Bhandari, Dr. Parag Sancheti, Dr. Brad Petrisor**

Orthopaedics requires understanding the priorities and the diversity of our field. This symposium will aim to engage our youngest and our most senior (and experienced) in an Inter-generational discussion of the past, present and future of Orthopaedic surgery.

Baby Boomers (Senior Surgeon): **Dr. D. D. Tanna, Dr. Vikas Agashe**

Generation X (Mid to Late Career Surgeon): **Dr. Sandeep Patwardhan, Dr. Sushrut Babhulkar**

Millennials (Early to Mid-Career Surgeon): **Dr. Mandar Agashe**

Generation Z (Resident): **Dr. Bhavika, Dr. Komal**

Generation Alpha (Surgery Hopeful): **Dr. Aman, Dr. Vinayak, Dr. Shirin, Dr. Vishnupriya**

07:15 - 08:00 PM

FIRE SIDE CHATS IN MAIN HALL

Group 1 - How to build a good OT Team & expand your practice: **Dr. Wasudeo Gadegone, Dr. Vijay Kakatkar, Dr. R M Chandak**

Group 2 - Thinking Big, Thinking Bold: **Dr. Mohit Bhandari, Dr. Parag Sancheti**

Group 3 - How to Keep Yourself Happy: **Dr. D. D. Tanna, Dr. Sushrut Babhulkar**

Group 4 - A Career Roadmap: **Dr. Sandeep Patwardhan, Dr. Nikhil Shah, Dr. Ravi Badge**

Group 5 - Optimising Professional Finances in an exploitative corporate scenario: **Dr. Taral Nagda, Dr. Neeraj Bijlani**

Group 6 - The art of giving Second Opinion: **Dr. Mangal Parihar, Dr. Vikas Agashe**

PROGRAM OUTLINE

FRIDAY, MARCH 21, 2025 | MAIN HALL (GROUND FLOOR)

06:45 - 07:30 PM

WORKSHOP DEMONSTRATIONS
(MEETING ROOMS, FIRST FLOOR)

(Detailed Workshop Timetable added ahead)

FNS Wx

TFNA Wx

VA - LCP

Multilock - FRN

LDRS

08:00 PM ONWARDS

DINNER (POOLSIDE)

PTOC BREAKOUT SESSION

DAY 1 - FRIDAY, MARCH 21, 2025

Hall B: BUSINESS CENTER (FIRST FLOOR)

09.00 - 09.55 AM



Dr. Sachin
Kale



Dr. Darshan
Sonawane



Dr. Gaurav
Sharma

FREE PAPER SESSION: UPPER LIMB TRAUMA

Convenor: **Dr. Darshan Sonawane**

Chairperson: **Dr. Gaurav Sharma, Dr. Sachin Kale**

**See detailed
schedule at the
end of the
day's program*

10.00 - 10.55 AM



Dr. B.
Shivashankar



Dr. Warid
Altaf

SURGICAL SCHOOL: HAND

Convenors: **Dr. B. Shivashankar, Dr. Warid Altaf**

Surgery 1 - Antegrade intramedullary k-wiring for metacarpal neck fracture:
Dr. Pankaj Ahire (12 mins)

Surgery 2 - Open Scaphoid Fracture Fixation Technique:
Dr. Warid Altaf (12 mins)

Surgery 3 - Percutaneous Scaphoid Fracture Fixation:
Dr. Anil Bhat (12 mins)

Surgery 4 - JESS Fixator Application for Crushed Hand:
Dr. Rajesh Gandhi (12 mins)

Surgery 5 : **Dr. Anil Bhat** (12 mins)

11.00 - 11.55 AM



Dr. B.
Shivashankar



Dr. Sunil
Kulkarni

SURGICAL SCHOOL: KNEE

Convenors: **Dr. B. Shivashankar, Dr. Sunil Kulkarni**

Surgery 1 - Comminuted Proximal Tibia Fracture Fixation - Dual Plating
Technique: **Dr. J. K. Oh** (12 mins)

Surgery 2 - Frosch approach for posterolateral fractures of the proximal
tibia: **Dr. Ashok Gavaskar** (12 mins)

Surgery 3 - Suprapatellar Nailing for Proximal Tibia Shaft Fractures:
Dr. B. Shivashankar (12 mins)

Surgery 4 - Bicondylar plating for Distal femur fractures: **Dr. Sunil Kulkarni**

Surgery 5 - Proximal Tibia fracture with Multiligamentous injury:
Dr. Swapnil Kothadia (12 mins)

Faculty: **Dr. B. Shivashankar, Dr. Ashok Gavaskar, Dr. Sunil Kulkarni**

12.00 - 12.55 PM

Dr. Mandar
Agashe



Dr. Sandeep
Patwardhan

PAEDIATRIC BHAYANAK CASE

Convenors: **Dr. Mandar Agashe, Dr. Sandeep Patwardhan,
Dr. Ashish Ranade, Dr. Vivek Sodhai, Dr. Neeraj Bijlani**

Case 1: **Dr. Mandar Agashe**

Case 2: **Dr. Sandeep Patwardhan**

Case 3: **Dr. Ashish Ranade**

Case 4: **Dr. Vivek Sodhai**

01:00 - 01:45 PM

LUNCH SYMPOSIA: PRODUCT LAUNCH

KCI VAC: **Dr. Warid Altaf, Dr. Kaustubh Shende**

02:00 - 02.55 PM



Dr. Shailesh
Pai



Dr. Ishan
Shevate

SURGICAL SCHOOL: SHOULDER ELBOW

Convenors: **Dr. Shailesh Pai, Dr. Ishan Shevate**

Surgery 1 - Multilock nailing for Proximal Humerus fracture:
Dr. Shailesh Pai (12 mins)

Surgery 2 - Shelf plating for radial head impaction fractures:
Dr. Ashok Gavaskar (12 mins)

Surgery 3 - Surgical Approach and Fixation for Terrible Triad Elbow:
Dr. Ashok Gavaskar (12 mins)

Surgery 4 - AC Joint Reconstruction: **Dr. Ishant Shevate** (12 mins)

Surgery 5 - Intercondylar Humerus Fracture Fixation: **Dr. J. K. Oh** (12 mins)

PROGRAM OUTLINE

PTOC BREAKOUT SESSION DAY 1 - FRIDAY, MARCH 21, 2025

HALL B: BUSINESS CENTER (FIRST FLOOR)

03.00 - 03.55 PM



Dr. Vikas Agashe

DOUBLE CLICK: THE PTOC TALK SHOW

Meet the Legend: **Dr. Vikas Agashe**

In this special session, we sit down with Dr. Vikas Agashe to uncover the untold stories, career-defining moments, and invaluable wisdom from his journey. This is not just a talk - it's a deep dive into the experiences that shaped the masters of our field.

Hosts: **Dr. Sandeep Patwardhan, Dr. Taral Nagda, Dr. Aditya Menon**

04.00 - 04.55 PM



PTOC THINK TANK SESSION 1: ARE WE OVER OPERATING

Convenor: **Dr. Sandeep Patwardhan**

Panel: **Dr. D. D. Tanna, Dr. Nikhil Shah, Dr. Vikas Agashe, Dr. Mangal Parihar, Dr. Wasudeo Gadegone, Dr. G. S. Kulkarni**

05.00 - 05.55 PM



Dr. Mohit Bhandari

DOUBLE CLICK: THE PTOC TALK SHOW

Meet the Legend: **Dr. Mohit Bhandari**

In this exclusive session, we sit down with Dr. Mohit Bhandari, a global leader in orthopaedic research and evidence-based medicine. Dr. Bhandari's journey is nothing short of inspiring and this conversation is an insight into the mind of a visionary who has redefined clinical research and surgical excellence.

Hosts: **Dr. Sandeep Patwardhan, Dr. Taral Nagda, Dr. Brad Petrisor**

08.00 PM ONWARDS

DINNER

HALL C: MEETING ROOM 5 (FIRST FLOOR)

09.00 - 10.10 AM

FREE PAPER SESSION: MISCELLANEOUS TRAUMA - LIMB TRAUMA

Convenors: **Dr. Nitin Kimmatkar, Dr. Sushant Srivastava**

Chairperson: **Dr. Janki Badhani**

**See detailed schedule at the end of the day's program*

10.15 - 11.40 AM

IMPLANTOLOGY SESSION 1

Convenors: **Dr. R. Chandak, Dr. Ashish Phadnis, Dr. J. Dheenadayalan**

My special instruments "must have's" on table: **Dr. Rajendra Chandak**

"Of Fracture patterns & Plating options" - Nuances of different plates & variations - Proximal humerus: **Dr. Wasudeo Gadegone**

"Of Fracture patterns & Plating options" - Nuances of different plates & variations - Proximal tibia: **Dr. Rajendra Chandak**

"Of Fracture patterns & Plating options" - Nuances of different plates & variations - Distal tibia: **Dr. Harshad Argekar**

My favored instruments when I start complex proximal femur:

Dr. Rajendra Chandak

RESCUE SET

12.00 - 12:55 PM

PTOC SHARK TANK SESSION

Convenor: **Dr. Taral Nagda**

Panel: **Dr. D. D. Tanna, Dr. Rajiv Chatterjee, Dr. J. Dheenadayalan, Dr. Chen Yongsheng, Dr. Sushrut Babhulkar, Dr. G. S. Kulkarni**

Got a game-changing idea in instruments, implants, or surgical techniques? This is your chance to pitch it to the experts! The PTOC Shark Tank is the ultimate platform to showcase new innovations, disruptive concepts, and revolutionary techniques that could shape the future of orthopaedics. Step up, present your vision, and convince the sharks why your idea deserves the spotlight!




Dr. Taral Nagda

PROGRAM OUTLINE

PTOC BREAKOUT SESSION DAY 1 - FRIDAY, MARCH 21, 2025

HALL C: MEETING ROOM 5 (FIRST FLOOR)



1. Novel method for exposure of distal radius: **Prof. Dr. Hrishikesh Saodekar**
2. Broken Screw Shaft Extractor: **Dr. Shivam Mehra**
3. Ventilation Plaster: **Dr. Shivam Mehra**
4. Innovative Patella Suture Needle: **Dr. R. M. Chandak**
5. Tibia Nailing Stand: **Dr. R. M. Chandak**
6. Plate and Cloverleaf clamp: **Dr. R. M. Chandak**

01.00 - 01.30 PM

LUNCH

01.30 - 01.55 PM

BIG FIGHT: TO USE SOCIAL MEDIA OR NOT TO USE



Dr. Mangal Parihar vs Dr. Neeraj Bijlani

Host: **Dr. Sandeep Patwardhan, Dr. Nikhil Shah**

02.00 - 03.25 PM

BEGINNERS GUIDE SESSION: PROXIMAL HUMERUS FRACTURE



Convenors: **Dr. Sachin Kale, Dr. Ravi Badge, Dr. J. Dheenadayalan, Dr. Shailesh Pai, Dr. Nilesh Kamat, Dr. Swapnil Kothadia**

Lecture Session (30 mins)

Interlocking Nail in Proximal Humerus: **Dr. Shailesh Pai** (10 mins)

Reduction Maneuvers in Proximal Humerus:

Dr. J. Dheenadayalan (10 mins)

Decision making in Proximal Humerus Fractures:

Dr. Nilesh Kamat (10 mins)

Surgical Video Session (30 mins)

Role of K Wire in Proximal Humerus: **Dr. Swapnil Kothadia** (6 mins)

Intra-Op tips and tricks for getting good reduction:

Dr. J. Dheenadayalan (6 mins)

Ideal Philos Plating: **Dr. Nilesh Kamat** (6 mins)

Interlocking Nailing in Proximal Humerus: **Dr. Shailesh Pai** (6 mins)

Soft Tissue Handling Philos Plating: **Dr. Ravi Badge** (6 mins)

Workshop: All Faculty (30 mins)

03.30 - 04.25 PM

BHAYANAK CASE SESSION 1: ANKLE FRACTURES



Convenors: **Dr. Sangeet Gawhale, Dr. Neeraj Bijlani, Dr. Chen Yongsheng**

Panel: **Dr. Sampat Dumbre Patil, Dr. Abhijit Bandyopadhyay, Dr. Janki Bhadani, Dr. G. S. Kulkarni**

Present your Most Scary / Most Challenging cases and Learning Insights (10 mins each case)

Case1: **Dr. Chen Yongsheng**

Case 2: **Dr. Harshad Argekar**

Case 3: **Dr. Sampat Dumbre Patil**

Case 4: **Dr. Abhijit Bandyopadhyay**

Case 5: **Dr. Janki Bhadani**

PROGRAM OUTLINE

PTOC BREAKOUT SESSION DAY 1 - FRIDAY, MARCH 21, 2025

04.30 - 05.55 PM

BHAYANAK CASE SESSION 2: KNEE FRACTURES

Convenors: **Dr. Harshad Argekar, Dr. Neeraj Bijlani**

Dr. Harshad
Argekar



Dr. Neeraj
Bijlani

Panel: **Dr. Chen Yongsheng, Dr. J. K. Oh, Dr. R. M. Chandak, Dr. Rajiv Chatterjee, Dr. Gaurav Sharma, Dr. Sunil Kulkarni**

Present your Most Scary / Most Challenging cases and Learning Insights (10 mins each case)

Case 1 - Disasters in Patellar Plating: **Dr. Chen Yongsheng**

Case 2: **Dr. Sangeet Gawhale**

Case 3: **Dr. R. M. Chandak**

Case 4: **Dr. Rajiv Chatterjee**

Case 5: **Dr. Gaurav Sharma**

Case 6: **Dr. Sunil Kulkarni**

Case 7: **Dr. J. K. Oh**

Case 8: **Dr. Harshad Argekar**

08.00 PM ONWARDS

DINNER

HALL D: MEETING ROOM 4 (FIRST FLOOR)

11.00 - 12.00 PM

DR. DD TANNA AWARD PAPERS

Convenor: **Dr. Gaurav Sharma, Dr. Sushant Srivasta**

Chairpersons: **Dr. D. D. Tanna, Dr. Sachin Kale, Dr. Sangeet Gawhale**
(Each presentation: 6 mins; 2 mins Q&A)



Dr. D. D.
Tanna



Dr. Sachin
Kale



Dr. Gaurav
Sharma



Dr. Sangeet
Gawhale



Dr. Sushant
Srivastava

1. New Entry Awl and new Technique of Femur Nailing:

Dr. Gokul Chandra Chand

2. Cementotomy-Assisted Masquelet Technique - A Novel Method for Efficient Cement Extraction in Distal Femur Bone Defect Management:

Dr. Imran Asif

3. Innovative method of Fixation of 4-part Intertrochanteric Femur Fracture - A Single Centre Experience: **Dr. Sushant Sudhir Srivastava**

4. Management of Young Femoral Neck Fractures Where are we in 2025 - A Multicentric Study: **Dr. Sachin Y. Kale**

5. Comparison of Clinical, Radiological and Functional Outcome between the Supra-patellar and Infra-patellar Techniques of Tibial Nailing in Indian Population - A Prospective, Randomized Controlled Trial: **Dr. Aditya Bharat Chaubey**

6. Functional outcome of Supracondylar fractures with different configurations as per Bahk classification treated by Armboard Technique in 40 Children: **Dr. Chintan Doshi**

7. Capitellar Coronal Shear Fractures - Diagnostic Dilemmas, Surgical Complexities, and Outcomes: **Dr. Janki Sharan Bhadani**

8. Mid to Long term Results of Interposition Elbow Arthroplasty for the Post Traumatic Arthritic Elbow in Young Adults:

Dr. Abhijeet L. Wahegaonkar

9. Evaluating the Functional and Radiological Outcomes in Distal Femur Fracture Non-Union Treated with Dual Plate Fixation: **Dr. Gaurav Anand**

10. Internal bone grafting with or without osteotomy in delayed, neglected, and non-united intracapsular fracture neck femur in young adults: **Dr. Wasudeo Gadegone**

PROGRAM OUTLINE

PTOC BREAKOUT SESSION DAY 1 - FRIDAY, MARCH 21, 2025

12.30 - 01.30 PM

ORTHOPAEDIC INFECTION SYMPOSIUM

Convenors: **Dr. Vikas Agashe, Dr. Aditya Menon**

Panelists: **Dr. Piyush Chaudhary, Dr. Sheetal Mopari**

Interactive case scenarios: Interpreting culture and antibiotics

1. Infection after open fracture (10 mins)
2. Early Infection (10 mins)
3. Infection persisting in spite of implant removal (10 mins)
4. Atypical Infection (10 mins)
5. Infected Non Union (10 mins)



Dr. Vikas
Agashe



Dr. Aditya
Menon

03.00 - 04.30 PM

JESS MASTERCLASS

Convenors: **Dr. Rajesh Gandhi, Dr. Warid Altaf**



Dr. Rajesh
Gandhi



Dr. Warid
Altaf

CREATIVE CAFE (NEAR ART CORRIDOR, GROUND FLOOR)

05:30 - 07.30 PM

THE PHOTOGRAPHY BOOT CAMP (LEARN ALL ABOUT PHOTOGRAPHY)

Convenors: **Dr. Mangal Parihar, Dr. Satyajeet Dash**

Coordinator: **Dr. Bhavika Mehta**

Macros: **Dr. Lucky Jaiswal** (12 mins)

Wildlife photography: **Dr. Mangal Parihar** (12 mins)

iPhone Photography: **Dr. Satyajeet Dash** (12 mins)

Bird Photography: **Dr. Sushrut Badve** (12 mins)

Cameras and specifics: **Mr. Ravendra Pal** (12 mins)

PHOTOGRAPHY WORKSHOP (1 HOUR)

PLASTER ROOM (BOARD ROOM 2, FIRST FLOOR)

WORKSHOP ON PLASTERING TECHNIQUES AND SPLINTING

Coordinators: **Dr. Madhav Khadilkar, Dr. Ashish Ranade, Dr. Warid Altaf, Dr. Anil Bhat**

| | |
|------------------|--|
| 09.45 - 10.00 am | Inauguration & Introduction |
| 10.00 - 10.20 am | Selection of Casting Materials: Dr. Ashish Ranade |
| 10.20 - 10.50 am | BE / AE slab & casting: Dr. Madhav Khadilkar |
| 10.50 - 11.20 am | BK / AK slab & casting: Dr. Madhav Khadilkar |
| 11.20 - 11.50 am | Hip Spica Cast: Dr. Ashish Ranade |
| 01.00 - 03.00 pm | Hands-on Workshop for delegates |

IFICS PAVILION (BOARD ROOM 3 - FIRST FLOOR)

02.00 - 03.00 PM

THE LATERAL CONDYLE SHOW

Convenors: **Dr. Taral Nagda, Dr. Sandeep Patwardhan,
Dr. Mandar Agashe**

03.00 - 04.00 PM

THE DISTAL RADIUS SHOW

Convenors: **Dr. Mandar Agashe, Dr. Ashish Ranade, Dr. Vivek Sodhai**

04.00 - 05.00 PM

PAEDIATRIC ANKLE SHOW

Convenors: **Dr. Taral Nagda, Dr. Mandar Agashe, Dr. Ashish Ranade**

FREE PAPER PRESENTATIONS

FRIDAY, MARCH 21, 2025 | 09:00 AM - 10:00 AM | HALL B (FIRST FLOOR)

Convenor: **Dr. Darshan Sonawane**

Chairpersons: **Dr. Gaurav Sharma, Dr. Sachin Kale, Dr. Madhav Borate**

(Each presentation: 4 mins; 1 min Q&A)

1. Retrograde humerus TENs nailing for humerus fracture - A comprehensive review:
Dr. Rohan Uddhav Kakade
2. External fixator versus plating for distal end radius fracture: **Dr. Arvind Kumar**
3. Functional outcome in surgical management in proximal humerus fracture:
Dr. Pradip Dattatraya Bikkad
4. Multiple cantilever K-wiring technique for severely comminuted intraarticular fracture fixation: **Dr. Nikhil Hiwrale**
5. Outcomes of closed reduction percutaneous pinning in paediatric supracondylar humerus fractures using "arm board" technique: **Dr. Pratik Tiwari**
6. Analysis of functional outcome of proximal humerus fractures managed with Philos plate:
Dr. Vaibhav Mehta
7. Results of different surgical treatments of modified mason Type II, III and IV radial head fractures - A prospective-retrospective study: **Dr. Pandurang Magar**
8. Scapula fracture - Reverse judet approach - Surgical technique, tips, fixation methods and cases: **Dr. Shivam Sharma**
9. Functional outcome after percutaneous scaphoid fracture fixation with headless compression screws - A series of 48 cases: **Dr. Akhilesh Gokhale**

FREE PAPER PRESENTATIONS

FRIDAY, MARCH 21, 2025 | 09:00 AM - 10:00 AM | HALL C (FIRST FLOOR)

Convenor: **Dr. Nitin Kimmatkar, Dr. Sushant Srivastava**

Chairpersons: **Dr. Janki Badhani**

(Each presentation: 4 mins; 1 min Q&A)

1. Proximal humerus fracture dislocation treated with single stage plating and latarjet: **Dr. Selvi Khajanchi**
2. Three stitch technique for humerus nailing: **Dr. Nikhil Hiwrale**
3. Evaluating surgical and conservative approaches for clavicle fracture management - A prospective comparative study: **Dr. Ananya Chaudhary**
4. Analysis of functional outcome of proximal humerus fractures managed with Philos plate: **Dr. Vaibhav Bipinbhai Mehta**
5. Evaluating surgical and conservative approaches for clavicle fracture management - A prospective comparative study: **Dr. Ananya Chaudhary**
6. Retrospective study of functional outcome of non-union shaft of humerus fracture treated with plating and fibular strut and iliac crest grafting vs non-union shaft of humerus fractures treated with plate and iliac crest graft: **Dr. Dushyant Vasisht**
7. Headless precision-enhancing metacarpal fracture fixation with intramedullary headless cannulated screws - A series of 25 patients: **Dr. Bhavika Mehta**
8. Functional outcome of medial open wedge high tibial osteotomy in degenerative disease of knee with varus deformity in rural population: **Dr. Aditya Shailendera Mete**
9. Propel consensus - Validation of the efficacy and prophylactic role of Trypsin:Chymotrypsin (6:1) 2,00,000 A.U. in surgical recovery: **Dr. Mukesh Sancheti**
10. To assess the functional outcome of percutaneous lateral only Kirschner wire fixation in supracondylar humerus fracture in children: **Dr. Mehtab Alam Chaudhary**
11. Management of genu valgum with Orthofix: **Dr. Ritanshu Sethi**
12. Ventilation plaster as a unique way to overcome cutaneous problems associated during and post plaster removal: **Dr. Shivam Mehra**
13. Clinical evaluation of results of intra-articular autologous Platelet Rich Plasma (PRP) injection in knee osteoarthritis: **Dr. Rajasekhar Peddapaka**
14. Proximal humerus non-union - treated with open reduction and internal fixation with Philos plate and iliac crest tri-cortical bone graft: **Dr. Tanmay Bhagwatkar**

WORKSHOP SCHEDULE

FRIDAY, MARCH 21, 2025

| | |
|---------------------|--|
| 09:30 - 11:30 am | <div>Synthes - FNS Workshop (HALL G)</div> <div>Synthes (HALL F)</div> |
| 11:30 am - 01:30 pm | <div>Synthes - TFNA Workshop (HALL G)</div> <div>Utthesiya - Proximal Humerus (HALL F)</div> <div>Meril - Philos (HALL E)</div> |
| 02:00 - 04:00 pm | <div>Synthes - MHN Workshop (HALL G)</div> <div>Sorath Surgicals - Beginners Guide Workshop: Multilock Humerus Nail: Dr. Sachin Kale, Dr. Shailesh Pai (HALL F)</div> <div>Pitkar - AIFA Rail Fixator on Tibia: Dr. Mangal Parihar (HALL E)</div> |
| 04:00 - 06:00 pm | <div>Synthes - VA Elbow (HALL G)</div> <div>Nebula - HTO: Dr. Sunny Gugale (HALL F)</div> <div>AOSYS - Multiloc Humerus Nail: Dr. Shailesh Pai (HALL E)</div> <div>Medtronic - Suprapatellar Nail: Dr. Wasudeo Gadegone (5:00 - 6:30 pm) (HALL D)</div> |
| 06:45 - 08:00 pm | <div>Synthes - TFNA Workshop (HALL G)</div> <div>Synthes - MHN (HALL F)</div> <div>AOSYS - Supra Patella Nail: Dr. Pradeep Moonot, Dr. Sampat Dumbre Patil (HALL E)</div> <div>Sorath - PFNA Marc 2: Dr. Rajendra Chandak (HALL D)</div> <div>Nebula - MRFN Nail: Dr. Rajiv Chatterjee (HALL C)</div> <div>Uma - Pelvis WX: Dr. Abhay Elhence (HALL B)</div> |
| 08.00 PM | DINNER (POOL SIDE) |

PROGRAM OUTLINE

SATURDAY, MARCH 22, 2025

07:30 - 08:30 AM

INTENSIVE CAPSULAR LEARNING SESSION (FIRST FLOOR)

● **High-Energy Distal Femur Fractures: Fixation Challenges and Solutions (HALL G)**

Convenor: **Dr. Rajendra Chandak**

Faculty: **Dr. Sunit Patil, Dr. Brad Petrison, Dr. Ashok Gavaskar, Dr. Gurinder Bedi, Dr. Sunil Kulkarni**

1. Primary Dual implant fixation in complex distal femur fractures - Special indications and benefits: **Dr. Brad Petrison** (8 mins)
2. Medial Approach - Remove the fear of Vessels: **Dr. Sunit Patil** (8 mins)
3. Nail plate fixation v/s dual plating In Non-Union: **Dr. Gurinder Bedi** (8 mins)
4. What went wrong in fixation: **Dr. Ashok Gavaskar** (8 mins)
5. Complex, peri prosthetic / Peri Implant Fractures: **Dr. Sunil Kulkarni** (8 mins)
6. Distal Femoral Replacement for Distal Femur Fractures: **Dr. Sunit Patil** (6 mins)
7. Case Discussion: **Dr. R. M. Chandak** (20 mins)

● **Failed Fixation in IT Fractures: Revision Strategies (HALL F)**

Convenor: **Dr. B. Shivashankar**

Faculty: **Dr. Sangeet Gawhale, Dr. Ashish Phadnis, Dr. Dhaval Desai, Dr. Wasudeo Gadegone**

1. Entry Point Problems and How to overcome: **Dr. Wasudeo Gadegone** (7 mins)
2. Z and Reverse Z effects: **Dr. Sangeet Gawhale** (7 mins)
3. Solve the problems with Lateral Position: **Dr. Dhaval Desai** (7 mins)
4. Compression needed and Lateral Support needed: **Dr. B. Shivashankar** (7 mins)
5. Plating in failed IT: **Dr. Ashish Phadnis** (7 mins)
6. Case based discussion (till the time permits)

● **Missed or Mismanaged Scaphoid Injuries: What to Do Next? (HALL E)**

Convenor: **Dr. Pankaj Ahire**

Faculty: **Dr. Warid Altaf, Dr. Abhijeet Wahegaonkar**

1. Why are scaphoid fractures missed? limitations & ambiguity of scaphoid imaging: **Dr. Pankaj Ahire** (10 mins)
2. Treatment choices for a delayed presentation: **Dr. Warid Altaf** (10 mins)
3. What can go wrong in scaphoid surgery: **Dr. Abhijeet Wahegaonkar** (10 mins)
4. Failed Scaphoid - Salvaging the wrist: **Dr. Pankaj Ahire** (10 mins)
5. Case Discussion: **Dr. Pankaj Ahire** (20 mins)

PROGRAM OUTLINE

PTOC DAY 2 - SATURDAY, MARCH 22, 2025

● Infected Non-unions: Ilizarov, Masquelet & local antibiotic systems (HALL D)

Convenor: **Dr. Vikas Agashe**

Faculty: **Dr. Mangal Parihar, Dr. Chen Yongsheng, Dr. Chetan Puram, Dr. Aditya Menon, Dr. J. K. Oh**

1. Choosing between Ilizarov and LRS for segment transport: **Dr. Mangal Parihar**
2. The application of synthetic scaffolds in masquetelet technique for bone defect reconstruction: **Dr. Chen Yongsheng**
3. Tips and tricks in corticotmy, segment transport and Docking: **Dr. Chetan Puram**
4. How to choose Local Antibiotic delivery system?: **Dr. Aditya Menon**
5. Our protocol for managing fracture related infections: **Dr. J. K. Oh**
6. Cases: **Dr. Vikas Agashe** (20 mins)

● Complex Elbow Trauma: Challenges in Reconstruction (HALL D)

Convenor: **Dr. Sushrut Babhulkar**

Faculty: **Dr. Srinivas Kasha, Dr. Harshad Argekar, Dr. Shailesh Pai, Dr. Vidisha Kulkarni, Dr. J. Dheenadhayalan**

(All talks 6 mins; 4 mins discussion)

1. Classification, Surgical Approaches: **Dr. Srinivas Kasha**
2. Lower Fourth - Extra-articular: **Dr. Harshad Argekar**
3. Intra-articular Distal Humerus: **Dr. Vidisha Kulkarni**
4. Distal Humerus - Coronal Plane: **Dr. J. Dheenadhayalan**
5. Distal Humerus with Shaft Humerus: **Dr. Shailesh Pai**
6. Summary & Conclusion + Q&A: **Dr. Sushrut Babhulkar**

● Trash Lesions in Pediatric Fractures (HALL B)

Convenor: **Dr. Sandeep Patwardhan**

Faculty: **Dr. Taral Nagda, Dr. Ashish Ranade, Dr. Mandar Agashe, Dr. Vivek Sodhai**

1. Avulsions and Shear injuries: **Dr. Taral Nagda** (10 mins)
2. Fracture through cartilage: **Dr. Mandar Agashe** (10 mins)
3. Fractures with instability: **Dr. Sandeep Patwardhan** (10 mins)
4. Case Presentation: **Dr. Ashish Ranade** (6 mins)
5. Case Presentation: **Dr. Vivek Sodhai** (6 mins)
6. Q&A (18 mins)

PROGRAM OUTLINE

DAY 2 - SATURDAY, MARCH 22, 2025

MAIN HALL (GROUND FLOOR)

- 08.35 - 08.45 am Post Operative X-ray Presentation of Previous Day's Surgeries:
Dr. Warid Altaf
- 08.45 - 10.30 AM **SESSION V: ANKLE & SUBTALAR**
Convenor: **Dr. Sushrut Babhulkar**
- 08.45 - 09.35 am  **Live Surgery**
Surgeon: **Dr. Chetan Pradhan, Dr. Sampat Dumbre Patil**
Surgery Moderators: **Dr. John Mukhopadhaya, Dr. Mandeep Dhillon, Dr. Abhijit Bandyopadhyay, Dr. Rajeev Chatterjee**
Sx1: Lisfranc's Fracture Fixation
Sx 2: Complex Trimalleolar Fracture
- 09.45 - 10.30 am  **Masterclass on Ankle & Subtalar Fractures**
Panel: **Dr. Sangeet Gawhale, Dr. Mandeep Dhillon, Dr. Nitin Kimmatkar, Dr. Ashish Phadnis, Dr. Madhav Khadilkar**
-  **Surgical Technicut**
Technique 1: Fixation of Posterior Malleolar Fractures:
Dr. Sangeet Gawhale (5 mins)
-  **TraumaX Talk:** Ankle Syndesmosis Injuries: Common Mistakes & how to avoid them: **Dr. Ashish Phadnis** (8 mins)
- Keynote 3:** Talus Fractures: How to Achieve Optimal results in different scenarios: **Dr. Mandeep Dhillon** (12 mins + 3 mins)
-  **Case Based Discussion:** Complex Malleolar Fractures:
Dr. Sushrut Babhulkar
Summary: PTOC recommends: Take home message:
Dr. Sushrut Babhulkar (2 mins)
-
- 10.30 - 12.15 PM **SESSION VI: KNEE AND TIBIA**
Convenors: **Dr. Dhaval Desai, Dr. Atul Patil**
- 10.30 - 11.20 am  **Live Surgery**
Surgeons: **Dr. Mangal Parihar, Dr. Chetan Puram**
Surgery Moderators: **Dr. D. D. Tanna, Dr. Harshad Argekar, Dr. Vijay Kakatkar, Dr. B. Shivashankar**
Sx1: Realignment of Proximal Tibia Intrarticular Non-Union/ Malunion
Sx 2: Posterior Tibial Condyle Fracture Fixation
- 11.30 - 12.15 pm  **Masterclass on Knee & Tibia**
Panel: **Dr. J. K. Oh, Dr. Rajiv Chatterjee, Dr. Rajendra Chandak, Dr. Vikas Agashe, Dr. Janki Bhadani, Dr. Swapnil Kothadia**
-  **TechniCuts in Knee Surgery**
Technique 1 - Posterior tibial condyle fracture fixation:
Dr. Ashok Gavaskar (5 mins)
Technique 2 - Suprapatellar Nailing: How to get it right the first time:
Dr. Wasudeo Gadegone (5 mins)
-  **Trauma X Talk:** Simplifying postero lateral and posteromedial proximal tibia fractures: Techniques, Tips, and Pitfalls:
Dr. Swapnil Kothadia (8 mins)
-  **Complicon Session**
Complication 1 - Infection Following Intramedullary Nailing of the Tibia:
Dr. Vikas Agashe (5 mins)

PROGRAM OUTLINE

PTOC DAY 2 - SATURDAY, MARCH 22, 2025

Complication 2 - Persistent Knee Stiffness After Proximal Tibia Fracture Fixation: **Dr. Rajendra Chandak** (5 mins)

 **Case based Learning:** Controversies in Knee and Tibia Fractures: **Dr. Dhaval Desai**

Summary: PTOC recommends - Take Home Message: **Dr. Dhaval Desai** (2 mins)

12:15 - 12:35 PM



Dr. N. S. Laud

DR. N. S. LAUD PTOC ORATION

Convenor: **Dr. Sandeep Patwardhan**

Chairperson: **Dr. N. S. Laud, Dr. Parag Sancheti, Dr. Chetan Pradhan**

Topic: Quantum Creativity- How Small Life Changes Lead to Big Impact (15 mins): **Dr. Mohit Bhandari**

12:35 - 12:45 PM

PTOC FIRST CUT: PRODUCT LAUNCH SESSION 2

Convenors: **Dr. Atul Patil, Dr. Ashok Shyam**

Chairman: **Dr. Parag Sancheti**

Exclusive First Look at Trauma Innovations. Showcasing Exciting Products, Cutting Edge Technologies and Practical Innovations from the Industry

Launch 1 - Relaunch PFNA Marc 2 by Sorath

Launch 2 - Launch of Prevena: Peel and Place Incision Management System by KCI

Book Launch 1 - Beginners Guide for IT Fractures: **Dr. Sachin Kale, Dr. B. Shivashankar, Dr. Wasudeo Gadegone, Dr. Sushant Srivastava**

Book Launch 2 - Beginners Guide for Distal end Radius Fractures: **Dr. Sachin Kale, Dr. Pankaj Ahire, Dr. Warid Altaf, Dr. Gaurav Sharma**

Book Launch 3 - Harmonics of Tomorrow - A Trouble in Algorithmic Age: **Dr. Vaibhav Bagaria, Dr. Ashok Shyam**

12:45 - 01:15 PM

LUNCH BREAK

12:45 - 01:15 PM

LUNCH BREAKOUT SESSION: RE-LIVE SURGERIES

Surgery 1: Proximal Tibia Fracture Fixation: **Dr. Mangal Parihar**

Surgery 2: Nonunion Distal Tibia Fracture: **Dr. Rajiv Chatterjee, Dr. Chetan Pradhan**

Surgery 3: Nonunion Distal Femur Fracture: **Dr. D. D. Tanna, Dr. Chetan Pradhan**

Surgery 4: Subtrochanteric Femur Fracture nailing in supine position: **Dr. B. Shivashankar, Dr. Atul Patil**

01:15 - 01:45 PM

JBJS ORTHOEVIDENCE INSIGHTS: WHAT'S NEW IN LOWER LIMB TRAUMA IN 2025

Convenor: **Dr. Mohit Bhandari**

Panelists: **Dr. Brad Petrisor**

01:45 - 03:30 PM

SESSION VII: DISTAL FEMUR SESSION

Convenors: **Dr. Rajiv Chatterjee, Dr. Atul Patil**

01:45 - 02:35 pm



Live Surgery

Surgeons: **Dr. Sangeet Gawhale, Dr. Chetan Pradhan**

Surgery Moderators: **Dr. B. ShivaShankar, Dr. Sushrut Bbahulkar, Dr. Wasudeo Gadegone, Dr. Sachin Kale**

Sx 1: Surgical Management of Periprosthetic Distal Femur Fractures

Sx 2: Hoffa's Fracture Fixation

PROGRAM OUTLINE

PTOC DAY 2 - SATURDAY, MARCH 22, 2025

02:45 - 03:30 pm



Masterclass on Distal femur fractures

Panel: **Dr. Dhaval Desai, Dr. Mangal Parihar, Dr. Sunil Kulkarni, Dr. Vaibhav Bagaria, Dr. Nitin Kimmatkar, Dr. Chen Yongsheng, Dr. G. S. Kulkarni**



Complicon Session

Complication 1 - Malalignment and Mechanical Failure Post-Plating:
Dr. Rajiv Chatterjee (5 mins)

Complication 2 - Non-union in Distal Femur Fractures:
Dr. Sunit Patil (5 mins)



TechniCuts in Distal Femur Surgery

Technique 1 - Surgical Tricks for Fixation of Hoffas Fracture:
Dr. Nitin Kimmatkar (5 mins)



TraumaX Talk: Comminuted Distal Femur Fractures: Nail, Plate, Nail-plate?
Dr. Sunil Kulkarni (8 mins)

Keynote 4 - Strategies for Managing the Sequelae of Distal Femur Fixation: **Dr. Chen Yongsheng** (12 min + 3 mins)



TraumX Talk: Open Distal Femur Fractures with Critical bone loss: Management strategies: **Dr. Mangal Parihar** (8 mins)

Summary: PTOC recommends - Take Home Message:
Dr. Rajiv Chatterjee (2 mins)

03:30 - 05:15 PM

SESSION VIII: PROX FEMUR I

Convenor: **Dr. Chetan Pradhan, Dr. Sunil Kulkarni**

03:30 - 04:20 pm



Live Surgery

Surgeons: **Dr. B. Shivashankar, Dr. Wasudeo Gadegone, Dr. Atul Patil**

Surgery Moderators: **Dr. Dhaval Desai, Dr. Ashok Gavaskar, Dr. Sangeet Gawhale, Dr. J. Dheenadhyalan**

Sx1: Non-union Femoral Neck Fracture

Sx2: Complex Femoral Neck Fracture

04:30 - 05:15 pm



Masterclass in Proximal Femur Neck Fractures

Panel: **Dr. D. D. Tanna, Dr. Sushrut Babhulkar, Dr. Rajendra Chandak, Dr. Ashish Phadnis, Dr. Gaurav Sharma, Dr. Nikhil Shah, Dr. G. S. Kulkarni**



Complicon Session: Navigating Complications in Proximal Femur Surgeries

Complication 1 - Difficult Close reduction in femoral neck fracture:
Dr. D. D. Tanna (5 mins)

Complication 2 - Implant Backing out in Femur neck fracture:
Dr. Sunil Kulkarni (5 mins)



Surgical Spotlight: TechniCuts in Femoral Neck Surgery

Technique 1 - Minimally Invasive Pinning for Acute Femoral Neck Fractures: **Dr. Rajendra Chandak** (5 mins)



TraumaX Talk: Femoral neck fracture fixation: What Works best in 2025:
Dr. Sushrut Babhulkar (8 mins)



Case based Learning: Femoral head fractures: **Dr. Nikhil Shah** (20 mins)

Summary: PTOC recommends - Take Home Message:
Dr. Chetan Pradhan (2 mins)

PROGRAM OUTLINE

PTOC DAY 2 - SATURDAY, MARCH 22, 2025

05:15 – 05:45 PM



Dr. John Mukhopadhaya

AASI ORTHOEXCELENCE AWARD

Convenor: **Dr. Arjun Veigus**

Introduction: **Dr. Chetan Pradhan**

Chairpersons: **Dr. K. H. Sancheti, Dr. Parag Sancheti, Dr. Hrushikesh Saraf, Dr. Ashok Shyam**

KH Sancheti Oration: **Dr. John Mukhopadhaya**

05:45 - 07:00 PM

SESSION IX: IFICS SESSION I

Convenor: **Dr. Taral Nagda**

Panel: **Dr. Rajendra Chandak, Dr. Vijay Kakatkar, Dr. Vivek Sodhai, Dr. Ashish Ranade**

Keynote 5: Complex Comminuted Supracondylar - Reduction techniques for optimum results: **Dr. Sandeep Patwardhan** (12 mins + 3 mins)

Symposium 3: Paediatric Fractures

Things you should or shouldn't do in Paediatric Fractures

Convenors: **Dr. Mandar Agashe, Dr. Taral Nagda, Dr. Sandeep Patwardhan**

06:00 - 07:00 PM

INSTRUMENTCON GRAND ROUNDS (STALL AREA)

Convenor: **Dr. R. M. Chandak**

Panel: **Dr. Ravi Badge, Dr. Chen Yongsheng, Dr. Harshad Argekar**

07:00 - 08:00 PM

INDUSTRY SESSION WORKSHOPS (FIRST FLOOR)

FNS Wx: **Dr. Chetan Pradhan**

TFNA Wx: **Dr. Atul Patil**

VA: LCP - Multilock

FRN - LDRS

08.30 - 10.30 PM

SHALMALI KHOLGADE MUSICAL NIGHT (HALL A)

08:30 - 11:00 PM

DINNER (POOL SIDE)



PROGRAM OUTLINE

DAY 2 - SATURDAY, MARCH 22, 2025

HALL B: BUSINESS CENTER (FIRST FLOOR)

09.15 - 10.10 AM



Dr. Wasudeo
Gadegone



Dr. D. D.
Tanna

SURGICAL SCHOOL: HIP FRACTURES

Convenors: **Dr. Wasudeo Gadegone, Dr. D. D. Tanna, Dr. Sachin Kale**

Surgery 1 - ANGLE Blade plate for IT Fracture:

Dr. D. D. Tanna (12 mins)

Surgery 2 - PFNA2 Technique for IT Fracture Fixation:

Dr. B. Shivashankar (12 mins)

Surgery 3 - Surgical dislocation for a Pipkin IV (fem head + PW):

Dr. Ashok Gavaskar (12 mins)

Surgery 4 - TFNA with cement Augmentation:

Dr. Srinivas Kasha (12 mins)

Surgery 5 - Subtrochanteric Fracture Fixation:

Dr Swapnil Kothadia (12 mins)

10.15 - 11.10 AM



Dr. Sachin
Kale



Dr. Abhay
Elhence

SURGICAL SCHOOL: PELVIACETABULAR FRACTURES

Convenors: **Dr. Sachin Kale, Dr. Abhay Elhence, Dr. Dinesh Kale, Dr. Srinivas Kasha, Dr. Sunit Patil**

Surgery 1 - Stoppas Approach: **Dr. Sunit Patil** (12 mins)

Surgery 2 - Iliofemoral Approach: **Dr. Abhay Elhence** (12 mins)

Surgery 3 - Percutaneous Pubic Rami and Anterior Column Fixation:

Dr. Dinesh Kale (12 mins)

Surgery 4 - Trochanteric flip osteotomy for a cranial PW fracture:

Dr. Ashok Gavaskar (12 mins)

Surgery 5 - Ilioinguinal Approach: **Dr. Srinivas Kasha** (12 mins)

11.15 - 12.10 PM



Dr. Sampat
Dumbre Patil



Dr. B.
Shivashankar

SURGICAL SCHOOL: FOOT ANKLE SURGERY

Convenors: **Dr. Sampat Dumbre Patil, Dr. B. Shivashankar**

Surgery 1 - Sinus tarsi approach and fixation of calcaneal fractures:

Dr. Mandeep Dhillon (12 mins)

Surgery 2 - Fixation of Lisfranc Fracture: **Dr. Chetan Oswal** (12 mins)

Surgery 3 - Talar Neck Fracture Fixation:

Dr. Sampat Dumbre Patil (12 mins)

Surgery 4 - **Dr. Abhijit Bandyopadhyay**

Surgery 5 - Management of Diabetic Ankle and Distal Tibial fractures?:

Dr. Chen Yongsheng (12 mins)

01.15 - 01.55 PM



Dr. Sandeep
Patwardhan

THINK TANK 2: WHEN SHOULD ORTHOPAEDIC SURGEONS RETIRE?

Convenor: **Dr. Sandeep Patwardhan**

Panel: **Dr. D. D. Tanna, Dr. Sushrut Babhulkar, Dr. B. Shivashankar, Dr. Vikas Agashe, Dr. Parag Sancheti, Dr. Sunil Kulkarni, Dr. Mandar Agashe, Dr. G. S. Kulkarni**

02.00 - 02.55 PM



Dr. N. S. Laud

DOUBLE CLICK: THE PTOC TALK SHOW

Meet the Legend: **Dr. N. S. Laud**

In this exclusive session, we sit down with Dr. N.S. Laud, a towering figure in Indian orthopaedics, whose contributions have shaped generations of surgeons. This conversation is not just about his achievements, but about the principles, perseverance, and passion that have defined his remarkable career. Get ready for an inspiring dialogue with a true legend in the field.

Hosts: **Dr. Sandeep Patwardhan, Dr. Taral Nagda**

PROGRAM OUTLINE

PTOC BREAKOUT SESSION | DAY 2 - SATURDAY, MARCH 22, 2025

HALL B: BUSINESS CENTER (FIRST FLOOR)

03.00 - 03.55 PM

DOUBLE CLICK: THE PTOC TALK SHOW

Meet the Legend: **Dr. D. D. Tanna**



Dr. D. D. Tanna

In this exclusive session, we sit down with Dr. D.D. Tanna, a revered name in Indian orthopaedics, known for his pioneering work, surgical precision, and immense contributions to education. This conversation is a rare opportunity to delve into the experiences, philosophies, and wisdom of a master surgeon whose legacy continues to inspire generations.

Hosts: **Dr. Sandeep Patwardhan, Dr. Taral Nagda**

04.00 - 04.55 PM

PTOC FIGHT CLUB

Convenor: **Dr. Sandeep Patwardhan**

Charitable Camps: Altruistic Marketing or Real Benefit to Patient

Panel 1: Altruistic Marketing - **Dr. Taral Nagda, Dr. Mandeep Dhillon, Dr. Dhaval Desai**

Panel 2: Real Benefit to Patient - **Dr. Parag Sancheti, Dr. Mangal Parihar, Dr. Vikas Agashe**



HALL C: MEETING ROOM 5 (FIRST FLOOR)

09.30 - 10.25 AM

BHAYANAK CASE SESSION 2: HIP FRACTURES

Convenors: **Dr. Dhaval Desai, Dr. Harshad Argekar, Dr. Gaurav Sharma**

Faculty: **Dr. Rajiv Chatterjee, Dr. Brad Petrisor**

Present your Most Scary / Most Challenging cases and Learning Insights (10 mins each case)

Case 1: **Dr. Rajiv Chatterjee**

Case 2: **Dr. Brad Petrisor**

Case 3: **Dr. Dhaval Desai**

Case 4: **Dr. Harshad Argekar**

Dr. Harshad Argekar



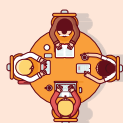
Dr. Dhaval Desai

10.30 - 11.25 AM

JBJS / ORTHOEVIDENCE EDITORS ROUND TABLE

Convenor: **Dr. Mohit Bhandari**

Panel: **Dr. Mohit Bhandari, Dr. Brad Petrisor**



11.30 - 12.35 PM

BEGINNERS GUIDE SESSION: INTERTROCHANTERIC FRACTURES

Convenors: **Dr. Sachin Kale, Dr. Sushant Srivastava**

Faculty: **Dr. D. D. Tanna, Dr. B. Shivashankar, Dr. Wasudeo Gadegone, Dr. Swapnil Kothadia**

Lecture Session (35 mins)

1. Decision Making for Intertrochantric Fracture for the choice of implant: **Dr. D. D. Tanna** (15 mins)

2. Reduction Manuever for Intertrochantric Fractures: **Dr. Wasudeo Gadegone** (10 mins)

3. Management of Lateral Wall Burst Fractures: **Dr. B. Shivashankar** (10 mins)

Dr. Sachin Kale



Dr. Sushant Srivastava

PROGRAM OUTLINE

PTOC BREAKOUT SESSION | DAY 2 - SATURDAY, MARCH 22, 2025

HALL C: MEETING ROOM 5

Surgical Video Session (30 Mins)

1. Ideal Entry Point: **Dr. B. Shivashankar** (7 mins)
2. Intra Op tips and tricks for getting good reduction: **Dr. Wasudeo Gadegone** (8 mins)
3. Nailing Made Easier: **Dr. B. Shivashankar** (5 mins)
4. DHS Video: **Dr. Swapnil Kothadia** (5 mins)
5. Fix Angle Implants: **Dr. D. D. Tanna** (5 mins)

Workshop in Synthes Hall: All Faculty (30 mins)

12.40 - 01.25 PM

Dr. Ashish
Phadnis



Dr. Brad
Petrisor

LUNCH SYMPOSIA: FELLOWSHIPS & ADVANCED TRAINING FOR YOUNG TRAUMA SURGEONS

Convenors: **Dr. Ashish Phadnis, Dr. Brad Petrisor**

Panel: **Dr. Mohit Bhandari, Dr. Ravi Badge, Dr. Dhaval Desai, Dr. Sandeep Patwardhan**

This session is designed to guide young trauma surgeons on fellowship opportunities, advanced training programs, and international exposure that can shape their careers. Our esteemed panel will discuss how to choose the right fellowship, key global training programs, research and academic opportunities, and the essential skills required to excel in trauma surgery.

01.30 - 02.55 PM



Dr. R. Chandak



Dr. Harshad
Argekar

IMPLANTOLOGY SESSION 2

Convenors: **Dr. Rajendra Chandak, Dr. Ashish Phadnis, Dr. Harshad Argekar, Dr. J. Dheenadayalan, Dr. Brad Petrisor**

"Of Fracture patterns & Plating options"; Nuances of different plates & variations - Distal femur: **Dr. Brad Petrisor**

"Of Fracture patterns & Plating options"; Nuances of different plates & variations - Around the elbow: **Dr. J. Dheenadayalan**

"Of Fracture patterns & Plating options"; Nuances of different plates & variations - Around the wrist: **Dr. Harshad Argekar**

What is Coming Soon in Implantology: **Dr. Ashish Phadnis**

My Juggad in instruments & implants - Implant customization
"Atmanirbhar": **Dr. R. M. Chandak**

03.00 - 04.25 PM

Dr. Sachin
Kale



Dr. Warid
Altaf

BEGINNERS GUIDE SESSION: DISTAL END RADIUS FRACTURE

Convenors: **Dr. Sachin Kale, Dr. Warid Altaf**

Faculty: **Dr. Anil Bhat, Dr. Pankaj Ahire, Dr. Swapnil Kothadia**

Lecture Session (30 mins)

1. Decision making for Distal End Radius Fracture for the choice of implant: **Dr. Pankaj Ahire** (10 mins)
2. Tips and tricks of Volar Plating for Distal End Fractures: **Dr. Warid Altaf** (10 mins)
3. When to do Dorsal Plating: **Dr. Anil Bhat** (10 mins)

Surgical Video Session (30 mins)

1. Role of K Wire in Distal End Radius: **Dr. Swapnil Kothadia** (6 mins)
2. Intra Op tips and tricks for getting good reduction: **Dr. Pankaj Ahire** (6 mins)
3. Ideal Volar Plating: **Dr. Warid Altaf** (6 mins)
4. Role of Fixator in Distal End Radius Fractures: **Dr. Swapnil Kothadia** (6 mins)
5. Dorsal Plating: **Dr. Anil Bhat** (6 mins)

PROGRAM OUTLINE

PTOC BREAKOUT SESSION | DAY 2 - SATURDAY, MARCH 22, 2025

HALL C: MEETING ROOM 5

Workshop (30 mins)

04.30 - 05.10 PM



BHAYANAK CASE SESSION 1: HAND FRACTURES

Convenors: **Dr. Harshad Argekar, Dr. Shailesh Pai, Dr. Pankaj Ahire**

Faculty: **Dr. Warid Altaf, Dr. Anil Bhat, Dr. Janki Bhadani**

Present your Most Scary / Most Challenging cases and Learning Insights (10 mins each case)

Case 1: **Dr. Shailesh Pai**

Case 2: **Dr. Pankaj Ahire**

Case 3: **Dr. Warid Altaf**

Case 4: **Dr. Janki Bhadani**

Q&A

06.00 - 07.00 PM



MASTERY (1 HOUR PANEL AND LECTURES)

Convenor: **Dr. Mohit Bhandari**

1. Mastering Surgery: **Dr. Brad Petrisor**

(Zen in the art of archery etc., do we really need 10,000hrs or is it more?.... Why do we call it practicing medicine?)

2. Mastering Communication: **Dr. Parag Sancheti**

a. (How do you handle information, social media, how you speak)

3. Mastering Ideas: **Dr. Vaibhav Bagaria**

a. Finding signal in noise

4. Mastering Me: **Dr. Nikhil Shah**

a. Priorities, work life balance

CREATIVE CAFE, ART GALLERY (GROUND FLOOR)

01.00 - 02.00 pm

Expressive Arts Therapy- Healing for Healers: Real Time Awareness and Management of Emotions

Convenor: **Ms. Manisha Sanghavi**

Facilitator: **Ms. Mrunmayee Maya**

Session Content:

1. Emotion Mapping through the Polyvagal Theory

2. Art work for Breath Regulation

3. Collaborative Art- visual imagery and metaphor to connect real-time emotions with behaviour

02.00 - 03.00 pm

Painting Art Session

Convenors: **Dr. Mohit Bhandari, Dr. Manisha Patwardhan**

Coordinator: **Dr. Bhavika Mehta**

From "I Don't Know Art" to "I Still Don't Know" The Journey Within: **Dr. Sandeep Khedekar** (30 mins)

Art Talk: **Dr. Manisha Patwardhan** (10 mins)

Painting and Art Demo: **Dr. Mohit Bhandari** (20 mins)

03.00 - 04.00 pm

Gallery Round & interactions with Dr. Mohit Bhandari

04.00 - 05.00 pm

Open Discussion about Art, Health and Medical Profession.

Poem recitations: **Dr. Vikas Agashe**

Convenor: **Dr. Manisha Sanghvi, Dr. Mrunmayi Maya**

PROGRAM OUTLINE

PTOC BREAKOUT SESSION | DAY 2 - SATURDAY, MARCH 22, 2025

07.00 - 08.00 PM

AASI GET TOGETHER (ONLY FOR AASI MEMBERS)

AASI President: **Dr. Arjun Veigus**

AASI Secretary: **Dr. Hrushikesh Saraf**

Advisor: **Dr. Parag Sancheti**

Convenor: **Mr. Rahul Choube**

HALL D

11.00 AM - 12.00 PM

PTOC SHARK TANK SESSION

Convenor: **Dr. Taral Nagda**

Panel: **Dr. John Mukhopadhyaya, Dr. Sangeet Gawhale, Dr. G. S. Kulkarni, Dr. Sushrut Babhulkar**

1. Scrub-Buddy: **Dr. Sushant Sudhir Srivastava**
2. Cost Effective Innovation to Solve Problem by Intraoperative Use of Universal Bender and its Clinical Implications: **Dr. Yashwant Patel**
3. Seriooss - Pioneering bone regeneration with silk proteins: **Dr. Anuya Nisal**
4. An effective and acceptable belt to prevent elderly from fall induced hip injuries: **Dr. Kaushal Kothari**
5. Growth Factor Based Bone Regeneration: **Dr. Sachin Mamidwar**
6. Protean Nail - Innovative solution for complex long bone fracture: **Dr. Vinay Kandukuri**

IFICS PAVILION (BOARD ROOM 3 - FIRST FLOOR)

02.00 - 03.00 pm

Paediatric Surgical School

Convenor: **Dr. Mandar Agashe**

Forearm Fractures: **Dr. Taral Nagda**

Radial Neck: **TBA**

Distal Radius: **Dr. Ashish Ranade**

03.00 - 04.00 pm

Do not get TENSed about TEN

Convenor: **Dr. Ashish Ranade**

Fixations of long bones in children

Principles: **Dr. Ashish Ranade**

Femur demo: **Dr. Mandar Agashe**

Forearm demo

Submuscular plating: **Dr. Taral Nagda**



OrthoEvidence⁺

PLASTER ROOM (BOARD ROOM 2, FIRST FLOOR)

WORKSHOP ON PLASTERING TECHNIQUES AND SPLINTING

Coordinators: Dr. Madhav Khadilkar, Dr. Ashish Ranade, Dr. Warid Altaf, Dr. Anil Bhat

| | |
|--------------------|---|
| 10.00 - 10.30 am | PTB Cast and Cast Wedging: Dr. Madhav Khadilkar |
| 10.30 - 11.00 am | Plastering techniques in scaphoid fracture: Dr. Warid Altaf |
| 11.00 - 11.30 am | Splinting in Hand Injuries: Dr. Anil Bhat |
| 11.30 - 12.00 noon | Cast removal techniques & tricks: Dr. Ashish Ranade |
| 01.00 - 03.00 pm | Hands-on Workshop for delegates |

WORKSHOP SCHEDULE

SATURDAY, MARCH 22, 2025

| | |
|---------------------|---|
| 09:30 am - 11:30 am | Synthes - FNS (HALL G) |
| | Synthes - VA Elbow (HALL F) |
| 11:30 am - 01:30 pm | Synthes - TFNA (HALL G) |
| | Synthes - VA Elbow (HALL F) |
| | Medtronic - Philos: Dr. Shailesh Pai (HALL E) |
| 01:30 pm - 03:30 pm | Synthes - FNS (HALL G) |
| | MERIL - Beginners Guide Workshop: DER WX: Dr. Waird Altaf, Dr. Sachin Kale (HALL F) |
| | Uma - Wrist Spanning Plate: Dr. Pankaj Ahire (HALL E) |
| | Nebula - Foot & Ankle: Dr. Chetan Oswal (HALL D) |
| 03:00 pm - 04:00 pm | Universal - TENS Nailing Workshop: Dr. Ashish Ranade, Dr. Mandar Agashe (IFICS Pavilion - First Floor, Board Room 3) |
| 04:00 pm - 06:00 pm | Synthes - TFNA (HALL G) |
| | Synthes (HALL F) |
| | Sorath - GT Hook Plate: Dr. Gaurav Sharma (HALL E) |
| | AOSYS - Ankle Fusion Nail: Dr. Pradeep Moonot, Dr. Sampat Dumbre Patil (HALL D) |
| 06:30 pm - 08:00 pm | Synthes - FNS (HALL G) |
| | Synthes - VA Elbow (HALL F) |
| | Sorath - Ankle Fusion Nail: Dr. Sampat Dumbre Patil (HALL E) |
| | AOSYS - Peri prosthetic Plate, GTR and Angle Blade Plate: Dr. D. D. Tanna (HALL D) |
| | Nebula - TTC Nail: Dr. Milind Gajewar (HALL C) |
| | Pitkar - Workshop on AIFA Rail Fixator on Femur: Dr. Mangal Parihar (HALL B) |
| | J & J Expert Panel Meeting: Prof. J. K. Oh (BOARD ROOM 3) |

PROGRAM OUTLINE

DAY 3 - SUNDAY, MARCH 23, 2025

MAIN HALL (GROUND FLOOR)

07.45 - 09.30 AM

SESSION X: IFICS SESSION II

Convenor: **Dr. Taral Nagda**

07.45 - 08.35 am

Live Surgery

Surgeons: **Dr. Sandeep Patwardhan, Dr. Mandar Agashe, Dr. Vivek Sodhai**

Surgery Moderators: **Dr. D. D. Tanna, Dr. John Mukhopadhaya, Dr. Ashish Ranade**

Sx1: Malunited Supracondylar Fractures

Sx 2: Lateral condyle Fracture

08.45 - 09.30 am

Masterclass on Complex Paediatric Femur Fractures

Panel: **Dr. Vijay Kakatkar, Dr. B. Shivashankar, Dr. John Mukhopadhaya, Dr. Ashish Ranade**

Technicuts

Extended TENS Nailing in Complex Femur fractures: **Dr. Ashish Ranade** (5 mins)

Removal of Elastic Nail: **Dr. Vivek Sodhai** (5 mins)

Non-union Femoral Neck Fracture: **Dr. Mandar Agashe** (5 mins)

Pediatric Femur Fractures - Case based discussion: **Dr. Taral Nagda, Dr. Sandeep Patwardhan**

Summary: PTOC recommends - Take Home Message (5 mins)

09.30 - 09.45 am

Post-Operative X-ray Presentation of Previous Day's Surgeries: Dr. Warid Altaf

09.45 - 12:00 NOON

SESSION XI: PROXIMAL FEMUR SESSION 2

Convenors: **Dr. Sushrut Babhulkar, Dr. Sunil Kulkarni**

09.45 - 10.35 am

Live Surgery

Surgeons: **Dr. Chetan Pradhan, Dr. D. D. Tanna, Dr. Atul Patil**

Surgery Moderators: **Dr. Sangeet Gawhale, Dr. Rajendra Chandak, Dr. Harshad Argekar, Dr. J. Dheenadayalan**


Sx 1: Complex IT Fracture Fixation/ Fixation Failure Revision


Sx 2: Complex Subtrochanteric Fracture

10.45 - 12.00 noon

Masterclass on Femoral Intertrochanteric Fractures

Panel: **Dr. B. Shivashankar, Dr. Sangeet Gawhale, Dr. Wasudeo Gadegone, Dr. Vaibhav Bagaria, Dr. Gurinder Bedi, Dr. Ashok Gavaskar, Dr. Dhaval Desai, Dr. G. S. Kulkarni**

 **Trauma X Talk:** Choosing the Right Implant for IT Fractures: **Dr. Dhaval Desai** (8 mins)

 **Trauma X Talk:** Nounions in Proximal Femur Fractures: **Dr. Ashok Gavaskar** (8 mins)

Complicon Session

Complication 1 - Cut-out and Migration of Implants PFNA2: **Dr. Sunil Kulkarni** (5 mins)

Complication 2 - Sub trochanteric Non-union: **Dr. Gurinder Bedi** (5 mins)

PROGRAM OUTLINE

DAY 3 - SUNDAY, MARCH 23, 2025 MAIN HALL

- Surgical: TechniCuts in Proximal Femur Surgery**

Technique 1 - Surgical Tips for Enhancing Stability in Osteoporotic Bone: **Dr. Sangeet Gawhale** (5 mins)

Technique 2 - Percutaneous Encerclage Wiring in Subtrochanteric Fractures: **Dr. B. Shivashankar** (5 mins)

Technique 3: Bipolar Arthroplasty in Comminuted IT Fractures: **Dr. Vaibhav Bagaria** (5 mins)

Controversies In IT Fractures - Case based Master Class (25 mins): **Dr. Sushrut Babhulkar**

Summary: PTOC recommends - Take Home Message: **Dr. Sushrut Babhulkar** (5 mins)

12:00 - 12:15 PM

KEYNOTE SESSION 2

Convenor: **Dr. Sandeep Patwardhan**

Panel: **Dr. Chetan Puram, Dr. B. Shivashankar, Dr. Sunil Kulkarni, Dr. Rajendra Chandak, Dr. Brad Petrisor**

Keynote 6 - Infections in Orthopaedic Trauma - How to Fight the Demon: **Dr. Vikas Agashe** (12 mins talk + 3 mins Q & A)

12:15 - 12:45 PM

DECLARATION OF DD TANNA AWARD & VALIDECTORY FUNCTION

12:45 - 01:15 PM

LUNCH BREAK

12:45 - 01:15 PM

LUNCH BREAKOUT SESSION - SURGICAL SPOTLIGHT: RE-LIVE SURGERIES

Surgery 1: Antibiotic K nail for Femur Nonunion: **Dr. Chetan Puram, Dr. Warid Altaf**

Surgery 2: Philos Plating for proximal humerus fracture: **Dr. Atul Patil, Dr. Chetan Puram**

01:15 - 02:05 PM

SYMPOSIUM 3: OSTEOPOROTIC FRACTURES

Convenor: **Dr. DD Tanna, Dr. Atul Patil**

Panel: **Dr. Mangal Parihar, Dr. John Mukhopadhyay**

- TraumaX** - Osteoporotic Spine Fractures: **Dr. Shailesh Hadgaonkar** (7 mins +2 mins)

Distal Radius Fractures in Osteoporotic Bone - Fixation Challenges: **Dr. Pankaj Ahire** (7 mins + 2 mins)

Avoiding Implant Failure in Fragile Bone - Lessons from Osteoporotic Hip Fractures: **Dr. Nikhil Shah** (7 mins + 2 mins)

Osteoporotic Acetabular Fractures: Fixation, Reconstruction, or Replacement?: **Dr. Sunit Patil** (7 mins + 2 mins)

Fragility fractures in Paediatrics: **Dr. Sandeep Patwardhan** (7 mins + 2 mins)

02:05 - 03:35 PM

SESSION XII: FOOT SESSION

Convenor: **Dr. Chetan Pradhan, Dr. Abhijit Bandyopadhyay**

02:05 - 02:15 pm

- TraumaX Talk:** Principles of MIS Calcaneal fixation: **Dr. Chetan Pradhan**

PROGRAM OUTLINE

DAY 3 - SUNDAY, MARCH 23, 2025 MAIN HALL

| | |
|------------------|--|
| 02:15 - 03:00 pm | <div><div>LIVE</div><div>Live Surgery: Malunited Calcaneal fracture - Delayed Lisfrancs Surgeon: Dr. Sampat Dumbre Patil, Dr. Atul Patil, Dr. Chetan Puram Surgery Moderators: Dr. Rajendra Chandak, Dr. Chen Yongsheng</div></div> |
| 03:00 - 03:30 pm | <div><div></div><div>Masterclass on Foot Fractures Panel: Dr. Abhijit Bandyopadhyay, Dr. Rajendra Chandak, Dr. Chetan Oswal, Dr. Milind Gajewar, Dr. Vijayanand Lokhande Lisfrancs Fractures: 3-in-1 Conservative Treatment: Dr. Vijayanand Lokhande (5 mins) ORIF - Plating: Dr. Chetan Oswal (5 mins) Fusion: Dr. Rajendra Chandak (5 mins) Complicon Session: Addressing Major Complications in Foot & Ankle Surgery (5 mins) Complication 1 - Avascular Necrosis (AVN) of the Talus: Dr. Abhijit Bandyopadhyay (5 mins) Complication 2 - Post-Traumatic Arthritis in the Subtalar Joint: Dr. Milind Gajewar (5 mins) TechniCuts in Foot and Ankle Surgery Summary: PTOC recommends - Take Home Message: Dr. Chetan Pradhan (2 mins)</div></div> |
| 03:40 - 04:45 PM | <div><div></div><div>SYMPOSIUM 4: PERIPROSTHETIC FRACTURES Convenors: Dr. Atul Patil, Dr. Rajendra Chandak Panel: Dr. Nikhil Shah, Dr. Brad Petrisor, Dr. Peter Giannoudis, Dr. Sunit Patil Keynote 8 - Periprosthetic Fractures around Acetabulum: Dr. Nikhil Shah (12 mins + 3 mins) Vancouver Type B Femoral Periprosthetic Fractures: Dr. Brad Petrisor (8 mins + 2 mins) Periprosthetic Fractures around TKR: Dr. Sunit Patil (8 mins + 2 mins) Periprosthetic Fractures : Case Based Learning: Dr. Rajendra Chandak</div></div> |
| 04:45 - 05:00 PM | <div><div></div><div>Post Operative X-ray Presentation of Sunday Surgeries: Dr. Warid Altaf</div></div> |
| 05:00 PM | <div><div></div><div>CLOSING REMARKS Dr. Mohit Bhandari, Dr. Parag Sancheti</div></div> |

DAY 3 - PTOC BREAKOUT SESSION - SUNDAY, MARCH 23, 2025

FREE PAPER PRESENTATIONS

SUNDAY, MARCH 23, 2025 | 09:00 AM - 10:30 AM | HALL B | FIRST FLOOR

Convenor: **Dr. Darshan Sonawane**

Chairperson: **Dr. Abhijit Bandhopadhaya, Dr. Madhav Borate**

(Each presentation: 4 mins; 1 min Q&A)

1. Lateral and medial plating versus lateral plating augmented with minimally invasive medial titanium elastic nailing for bicondylar comminuted distal femoral fractures - An observational study: **Dr. Shivam Juneja**
2. Fibula hook plate as an excellent implant of choice for lateral malleolar fracture for cases in Government Rajaji Hospital, Madurai: **Dr. Ashwanth C.**
3. Comparative study of functional and radiological outcomes of dynamic hip screw and femoral neck system in internal fixation of intracapsular neck of femur fractures: **Dr. Amit Wakekar**
4. Functional outcome after arthroscopic fixation of tibial eminence avulsion fractures with cannulated cancellous screws - A prospective observational study: **Dr. Sanad Sonawane**
5. Biplanar external fixator as a primary treatment modality in cases of proximal tibia fractures in adults - A case study: **Dr. Kunj Kotak**
6. Guide wire centralisation in nailable fractures of femur: **Dr. R. M. Chandak**
7. Management of complex non-unions of long bones of lower limb using Limb Reconstruction System (LRS): **Dr. Ankit Mittal**
8. AO/OTA Type 33-C distal femur fractures managed with distal femur locking plate - A follow-up of 40 cases: **Dr. Khushal Bharat Bharuka**
9. Incidence of superior gluteal nerve injury in cephalomedullary nailing of intertrochanteric femur fractures: **Dr. Maharshi Nath**
10. New entry awl and new technique of femur nailing: **Dr. Gokul Chandra Chand**
11. To assess the functional outcome of Essex-lopresti classification of calcaneal fractures treated with minimally invasive percutaneous osteosynthesis (MIPO) fixation: **Dr. Rishabh Aggarwal**
12. Do racial differences play a role in sagittal and coronal bowing angles?: **Dr. Shaikh Sana Aamir**
13. Do we have a verdict? The enigma about fibula fixation in distal 1/3 leg fractures: **Dr. Ranade Soham Shrikant**
14. Comparative study of functional outcome for treatment of extra-articular distal femoral fractures treated with retrograde nailing vs locking compression plating: **Dr. Shardul Gawande**
15. To compare outcomes of surgical modalities of treatment for Acromioclavicular Joint Dislocation (Hook Plate vs K-Wire Vs Dogbone Button): **Dr. Abhishek Valvi**

DAY 3 - PTOC BREAKOUT SESSION - SUNDAY, MARCH 23, 2025

FREE PAPER PRESENTATIONS

SUNDAY, MARCH 23, 2025 | 09:00 AM - 10:30 AM | HALL C

Convenor: **Dr. Sushant Srivastava**

Chairpersons: **Dr. Sachin Kale, Dr. Gaurav Sharma**

(Each presentation: 4 mins; 1 min Q&A)

1. Intramedullary nailing as an effective alternative to plating for proximal and far distal third tibial fractures - Extreme nailing: **Dr. Rishabh Ravindra Bhargava**
2. Prospective study of the functional and radiological outcome of subtrochanteric femur fractures treated by long proximal femoral nailing in lateral decubitus position: **Dr. Karan R. Lakhani**
3. Trochanteric buttress plate combined with proximal femoral nail for unstable intertrochanteric fractures in Madurai Medical College: **Dr. Somasundara Pandian**
4. Neck of femur: **Dr. Pattathil K. Sundara Raj**
5. Study of functional outcomes of arthroscopic double row repair in degenerative rotator cuff tears in adults with age more than 55 years of age in the Indian population: **Dr. Hardik Jain**
6. Accuracy and radiological outcomes of O-Arm navigated pedicle screw fixation in highly unstable thoracolumbar spine fractures: **Dr. Sameer Kumar Nagpal**
7. The optimal timing for fracture fixation in polytrauma patients with musculoskeletal injuries: **Shaneed Karinkappara**
8. Intraoperative identification and mosaicplasty in a case of femur subchondral osteoid osteoma: **Sushant Kumar Niramohi**
9. Breaking the cycle of non-union - The science of vascular optimization: **Dr. Janki Sharan Bhadani**
10. Autologous non-vascularized fibula with compression plating in the management of aseptic complex non-union of long bones: **Dr. Mohammad Istiyak**
11. Outcomes of femur fracture operated with enders nail in paediatric patients: **Dr. Lomesh P. Modi**
12. Functional outcome of pediatric supracondylar humerus fracture managed with closed reduction percutaneous pinning: **Dr. Durvesh Valvi**
13. Functional outcomes of femoral head fractures associated with hip dislocations - A case analysis: **Dr. Aishwary Verma**
14. Spring Assisted Knee Orthosis for enhanced Mobility and Stability in Translation: **Dr. Sagar Deshpande**

E-Posters

E-POSTERS WILL BE DISPLAYED ON THE FIRST FLOOR
ON THE SCREEN THROUGHOUT THE CONFERENCE

Coordinators: **Dr. Darshan Sonawane, Dr. Sushant Srivastava**

1. An atypically displaced scaphoid fracture with proximal fragment in the flexor compartment of the forearm - A case report with review of literature: **Dr. Amit Sanjay Chaudhari**
2. When fibula saves an infected ulna: **Dr. Santhosh Ram Gaddam**
3. Cost effective innovation to solve problem by intraoperative use of universal bender and its clinical implications: **Dr. Yashwant Patel**
4. Open reduction and internal fixation with labral repair for a complex hip dislocation with femoral head and neck fracture - A case report: **Dr. Aduri Tharun Teja**
5. A case of multiple fracture with left pubic symphyseal diastasis with superior pubic rami fracture and left midshaft femur fracture treated with pubic symphyseal plating and distal femur nailing: **Dr. Tanmay Bhagwatkar**
6. A case presentation - Osteosynthesis for vancouver Type B2 periprosthetic femoral fracture - 2.5 year follow up: **Dr. Udit Kothari**
7. Knee arthrodesis using Charnley's Clamp for tubercular arthritis of knee in 40-year-old male: **Dr. Mehtab Alam Chaudhar**
8. Pathological neck of femur fracture: **Dr. Sheenam Bansal**
9. Successful conservative management of a pipkin type 1 fracture - A case report and review of treatment strategies: **Dr. Amit Bharat Thakare**
10. Study of four-part proximal humerus fracture treated by primary shoulder hemiarthroplasty: **Dr. Lomesh P. Modi**
11. Total knee arthroplasty in a neglected post burn contracture patient for 2 years: **Dr. Vaibhav Kailas Giri**
12. Bidirectional grip strength measuring medical device: **Dr. Sagar Deshpande**

PROGRAM OUTLINE

DAY 3 - PTOC BREAKOUT SESSION - SUNDAY, MARCH 23, 2025

IFICS PAVILION PROGRAM (BOARD ROOM 3)

SUNDAY, MARCH 23, 2025

11.00 - 01.00 pm Malunited and Ununited fractures in children Techniques on 3D printed bone models
Malunited forearm: **Dr. Sandeep Patwardhan**
Malunited Supracondylar: **Dr. Mandar Agashe**
Non-union neck femur: **Dr. Taral Nagda**
3D Jigs & models (45 mins)

WORKSHOP SCHEDULE

SUNDAY, MARCH 23, 2025

- 10:00 am - 12:00 noon
- Synthes - TFNA (HALL G)
- Synthes - VA Elbow (HALL F)
- Meril - Philos: Dr. Devendra Vartak (HALL E)
-
- 12:00 noon - 02:00 pm
- Synthes - FNS (HALL G)
- Synthes - MHN (HALL F)
- Utthesiya - Distal Tibia System: Dr. Chetan Puram (HALL E)

WORKSHOPS

SURGICAL SKILL LAB BUS (DRIVEWAY)

TENDON REPAIR TECHNIQUES ON JOHNSON & JOHNSON
INSTITUTE ON WHEELS (JJIW)

Topic: Tendon Repair Techniques

Faculty: **Kaustubh Shende**

DAY 1: Friday, March 21, 2025

16:00 - 17:00 Batch I

18:00 - 19:00 Batch II

DAY 2: Saturday, March 22, 2025

11:00 - 12:00 Batch I

16:00 - 17:00 Batch II

18:00 - 19:00 Batch III

DAY 3: Sunday, March 23, 2025

11:00 - 12:00 Batch I

14:00 - 15:00 Batch II

Please Contact: Mr. Raviraj Shinde: 9619360143



INSTRUMENTCON PAVILION (DRIVEWAY)

Get the best instruments at the best rates only at PTOC

Venue: Driveway area

Instrumentcon Area to buy instruments at special rates along with instrument maintenance and sharpening stalls

Get Best Deals on Instruments | Know about Latest Implants & Innovations

GET ONE INSTRUMENT SERVICED AT PURA LIFE SCIENCES STALL NUMBER 43 IN INSTRUMENTCON PAVILLION (DRIVEWAY)

ONE GIFT EVERYDAY
Only at Instrumentcon Pavillion

Round the Clock Tea and Evening Snacks starting 4 PM everyday @ Instrumentcon Pavillion



**PUNE TRAUMA
OPERATIVE COURSE
MARCH 2025**

21, 22, 23, March 2025 | JW Marriott, Pune

Theme: Navigating Complications & Complexities in Orthopaedic Trauma

**INSTRUMENTCON
PAVILLION**

**SPECIAL
DEDICATED AREA
FOR INSTRUMENTS
AND IMPLANTS**

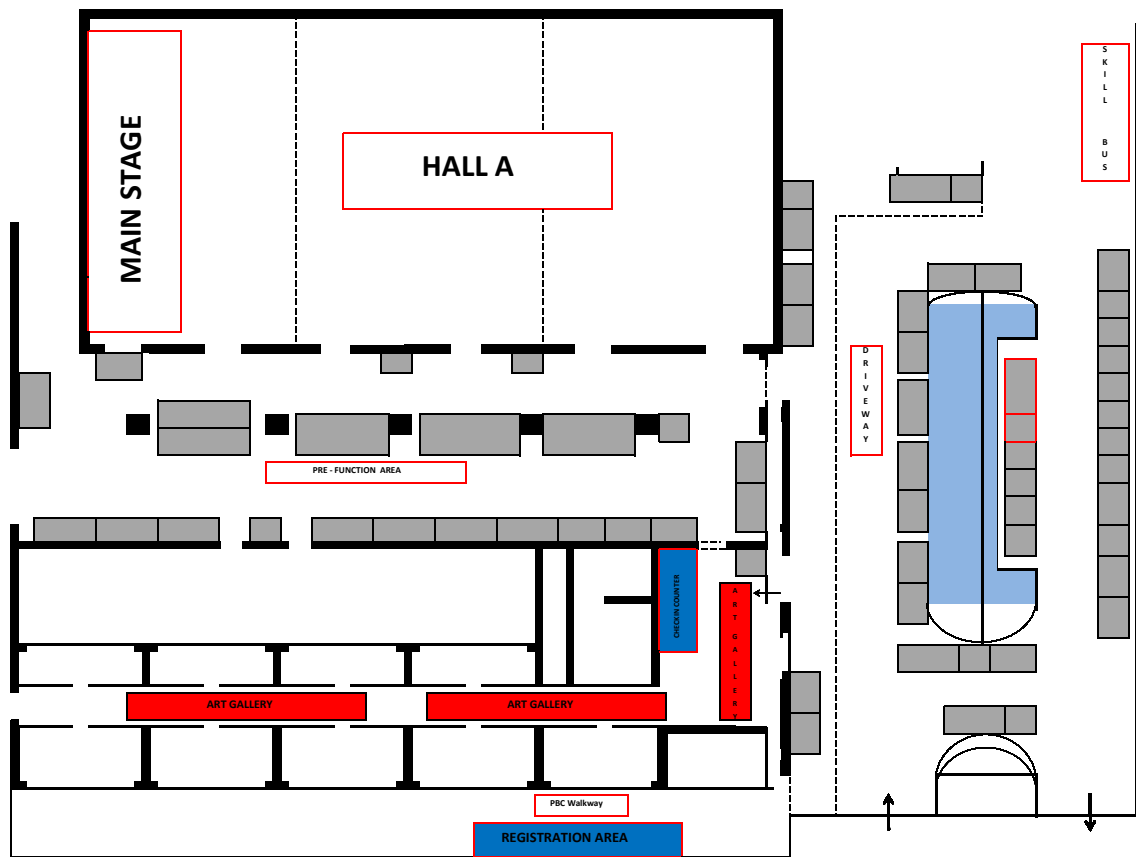
- DISCOUNTS UPTO 20% OVER AND ABOVE THE RATES OF OTHER CONFERENCES
- SPECIAL BARGAINS & DEALS
- SELECT COMPANIES WITH QUALITY PRODUCTS ONLY

ONLY FOR DELEGATES OF PTOC

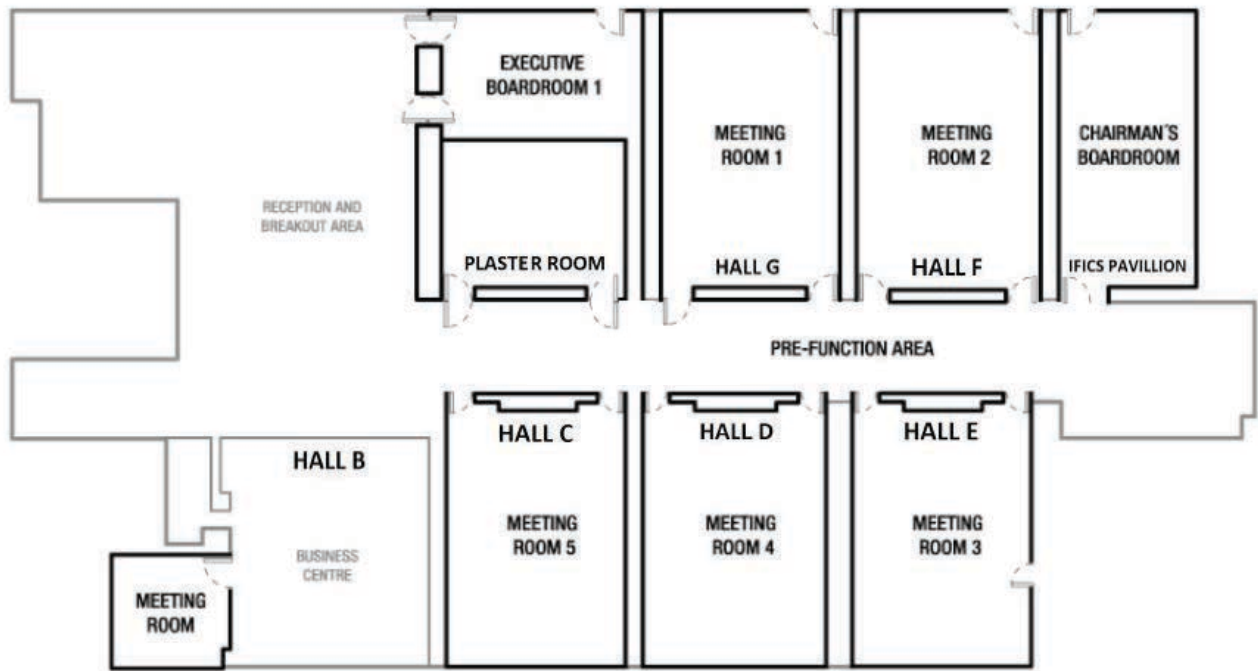


VENUE LAYOUT

GROUND FLOOR



1ST FLOOR



THANK YOU!!

SANCHETI HOSPITAL TEAM



**MR. RAHUL
CHOUBE**



**MR. AJINATH
ROTHER**



**MR. ANIL
PAWAR**



**MR. ROHIT
JATHAR**



**MR. SAMADHAN
KONDALKAR**



**MR. SHAILESH
NIMAN**



**MR. SHRIKANT
KULKARNI**



**MR. SOMNATH
NAVGHANE**

VAMA EVENTS TEAM



**MR. VIKRAM
PATWARDHAN**




**MR. PRAMESH
B. PARMAR**



**MR. RUTURAJ
SAREKAR**



**MR. SHAILESH
ARDE**



AUDIO - VISUAL TEAM

OUR SUPPORTERS



CONFERENCE SECRETARIAT



Vama Events Pvt. Ltd., Kohinoor Square Phase I, B Wing,
Office No. 1004, 10th Floor, N. C. Kelkar Road, Shivaji Park, Dadar West, Mumbai 400 028.
Email: conferences@vamaevents.com